

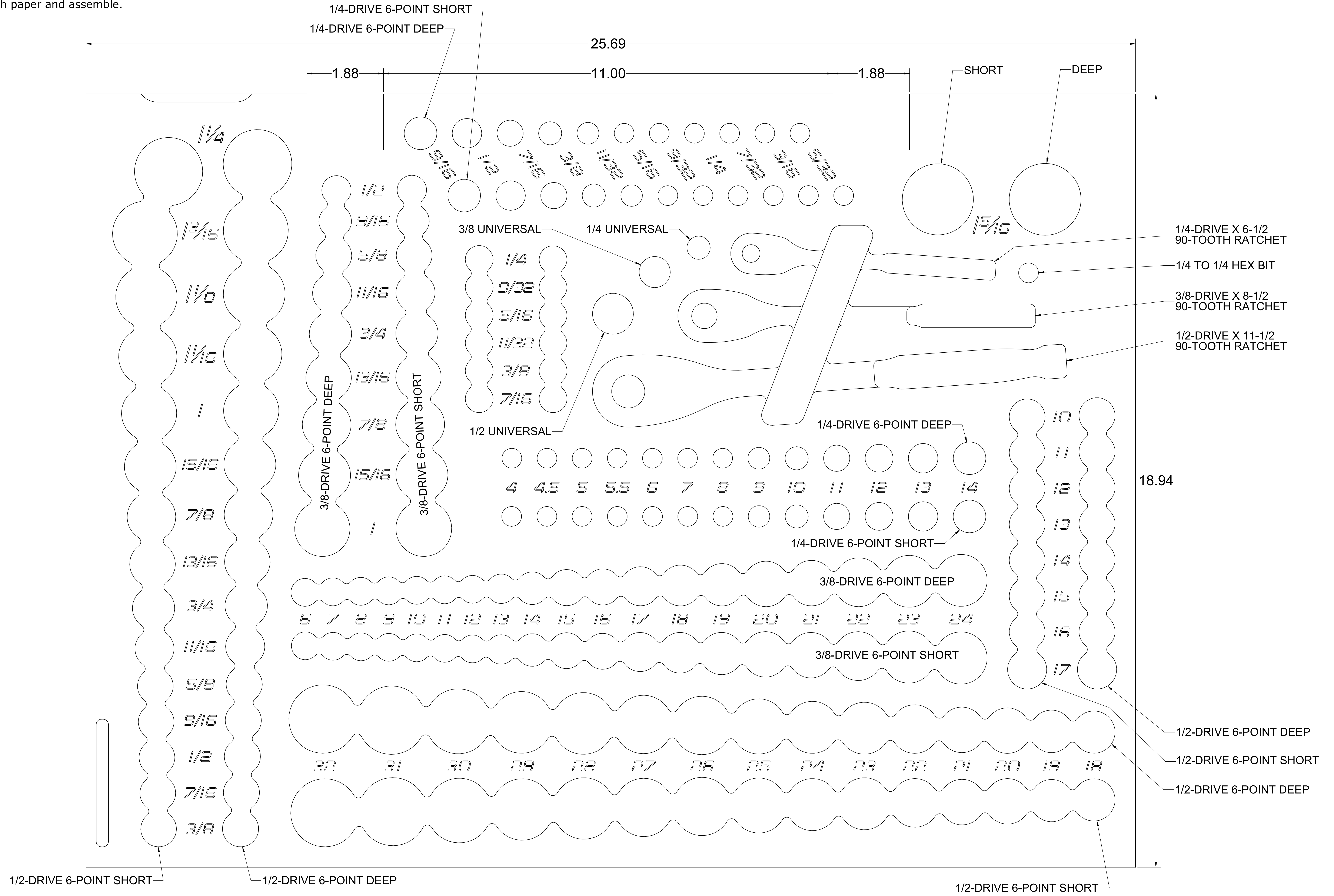
**PRINTING INSTRUCTIONS**

Print at full-scale and place tools over the paper to verify the fit.

**Option 1:** Print this page full-scale on a large-format printer (E-Size, 44 inches X 34 inches).

**Option 2:** Print page 3 - 14 on 8-1/2 X 11 inch paper and assemble.

THE INFORMATION CONTAINED ON THIS DRAWING IS THE SOLE PROPERTY OF FOAMFIT TOOLS AND MAY NOT BE USED WITHOUT PERMISSION. Copyright 2026 FoamFit Tools



PART NUMBER L-06460-T

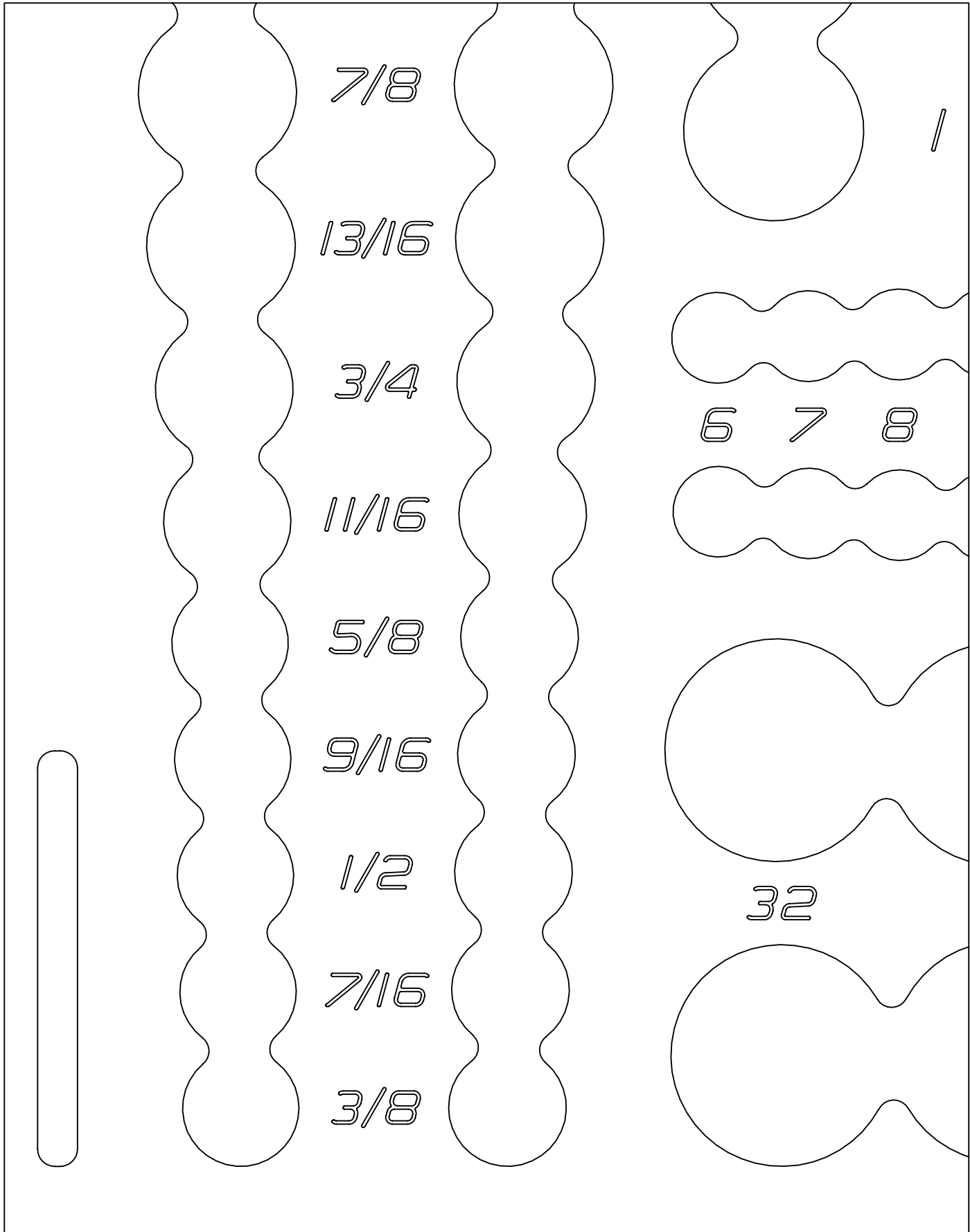
CAUTION  
SUGGESTED DRAWER HEIGHT  
3.5 MIN

APPROXIMATE TOP OF TALLEST TOOL

3.25

(1.25)





PART NUMBER

**L-06460-T**

PAGE (ROW-COLUMN)

**1-1**

Numbering starts  
from the front  
left corner.

DATE CREATED


23 APR 2026

DATE REVISED

04 MAY 2026

**FoamFit Tools**

Print on Letter at 100%



PART NUMBER

**L-06460-T**

PAGE (ROW-COLUMN)

**1-2**

Numbering starts  
from the front  
left corner.

DATE CREATED

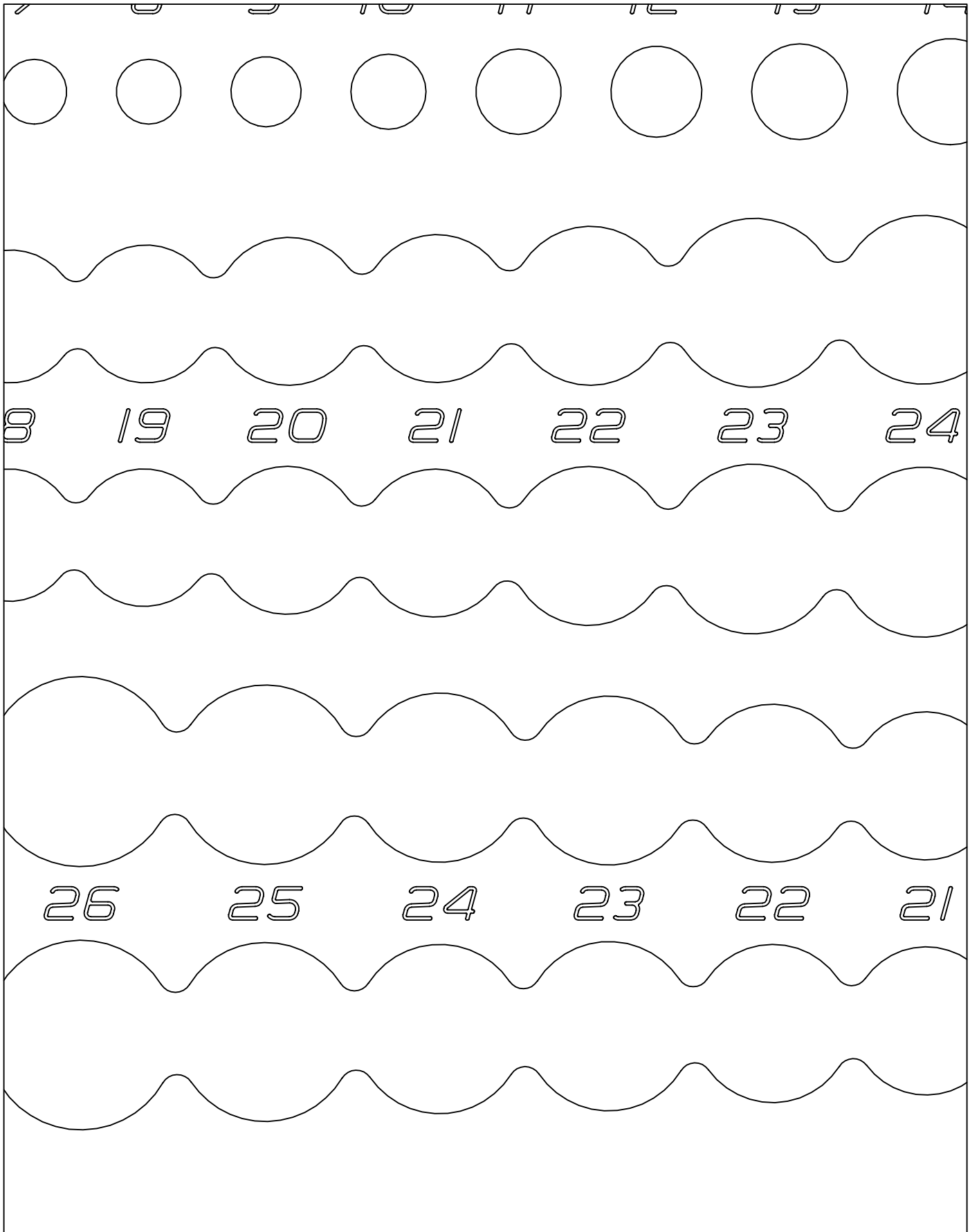
23 APR 2026

DATE REVISED

04 MAY 2026

***FoamFit Tools***

Print on Letter at 100%



PART NUMBER

**L-06460-T**

PAGE (ROW-COLUMN)

**1-3**

Numbering starts  
from the front  
left corner.

DATE CREATED

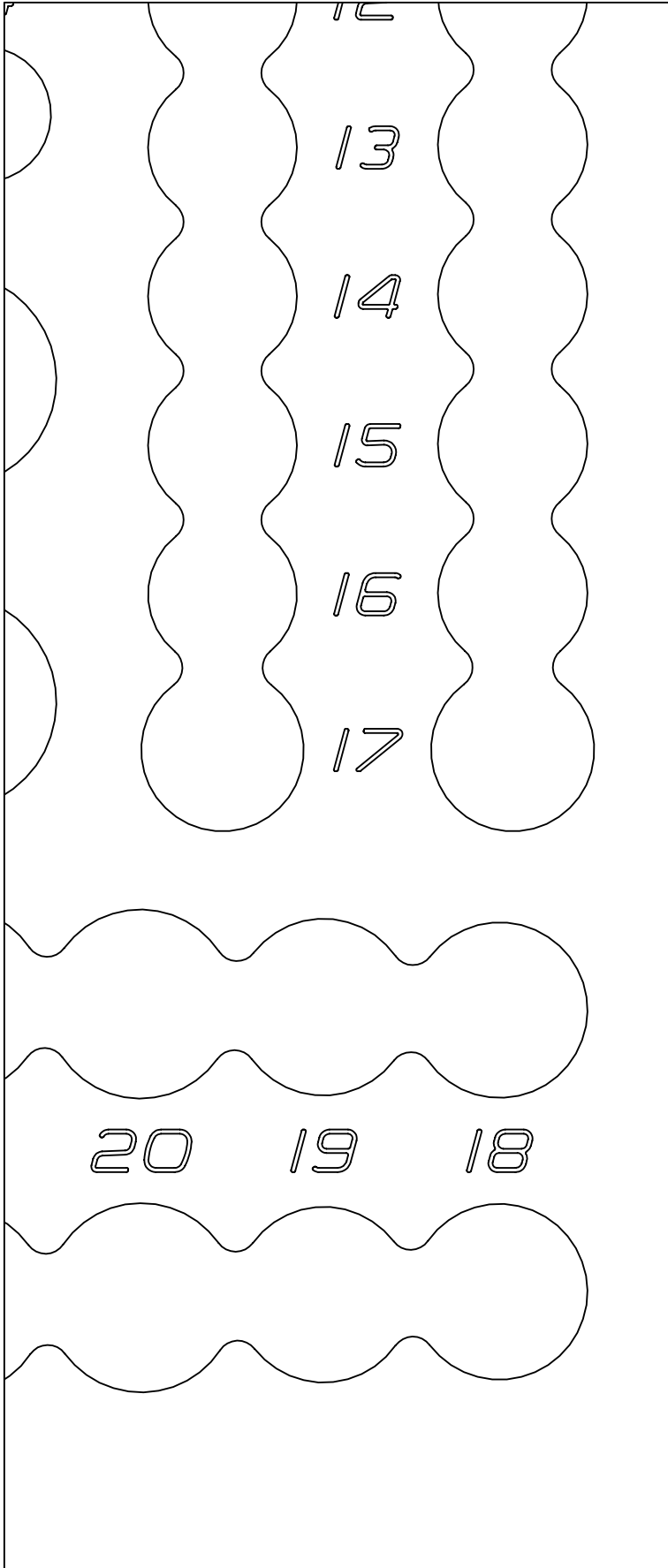
23 APR 2026

DATE REVISED

04 MAY 2026

***FoamFit Tools***

Print on Letter at 100%



PART NUMBER

**L-06460-T**

PAGE (ROW-COLUMN)

**1-4**

Numbering starts  
from the front  
left corner.

DATE CREATED


23 APR 2026

DATE REVISED

04 MAY 2026

***FoamFit Tools***

Print on Letter at 100%



PART NUMBER

**L-06460-T**

PAGE (ROW-COLUMN)

**2-1**

Numbering starts  
from the front  
left corner.

DATE CREATED

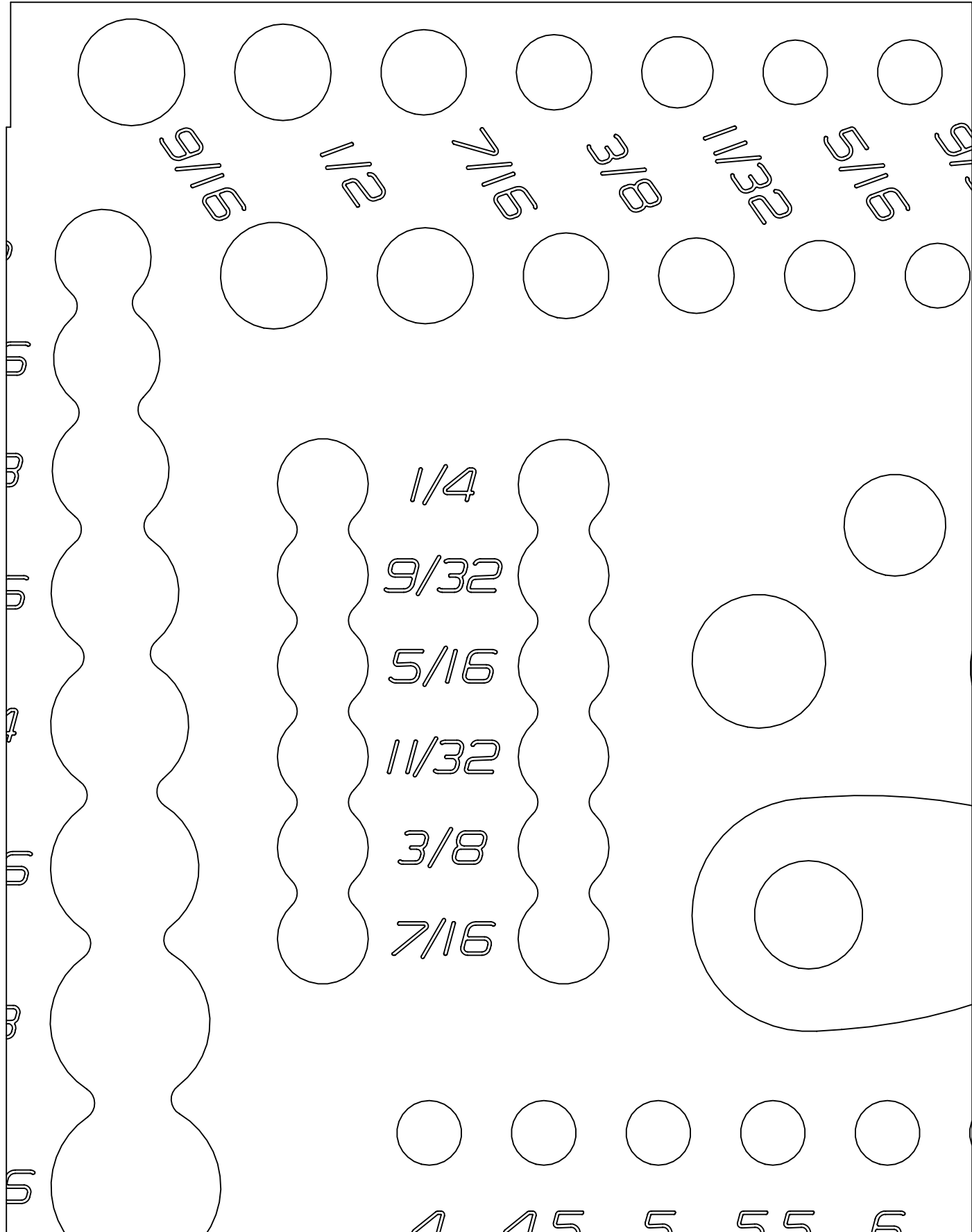
23 APR 2026

DATE REVISED

04 MAY 2026

**FoamFit Tools**

Print on Letter at 100%



PART NUMBER

**L-06460-T**

PAGE (ROW-COLUMN)

**2-2**

Numbering starts  
from the front  
left corner.

DATE CREATED

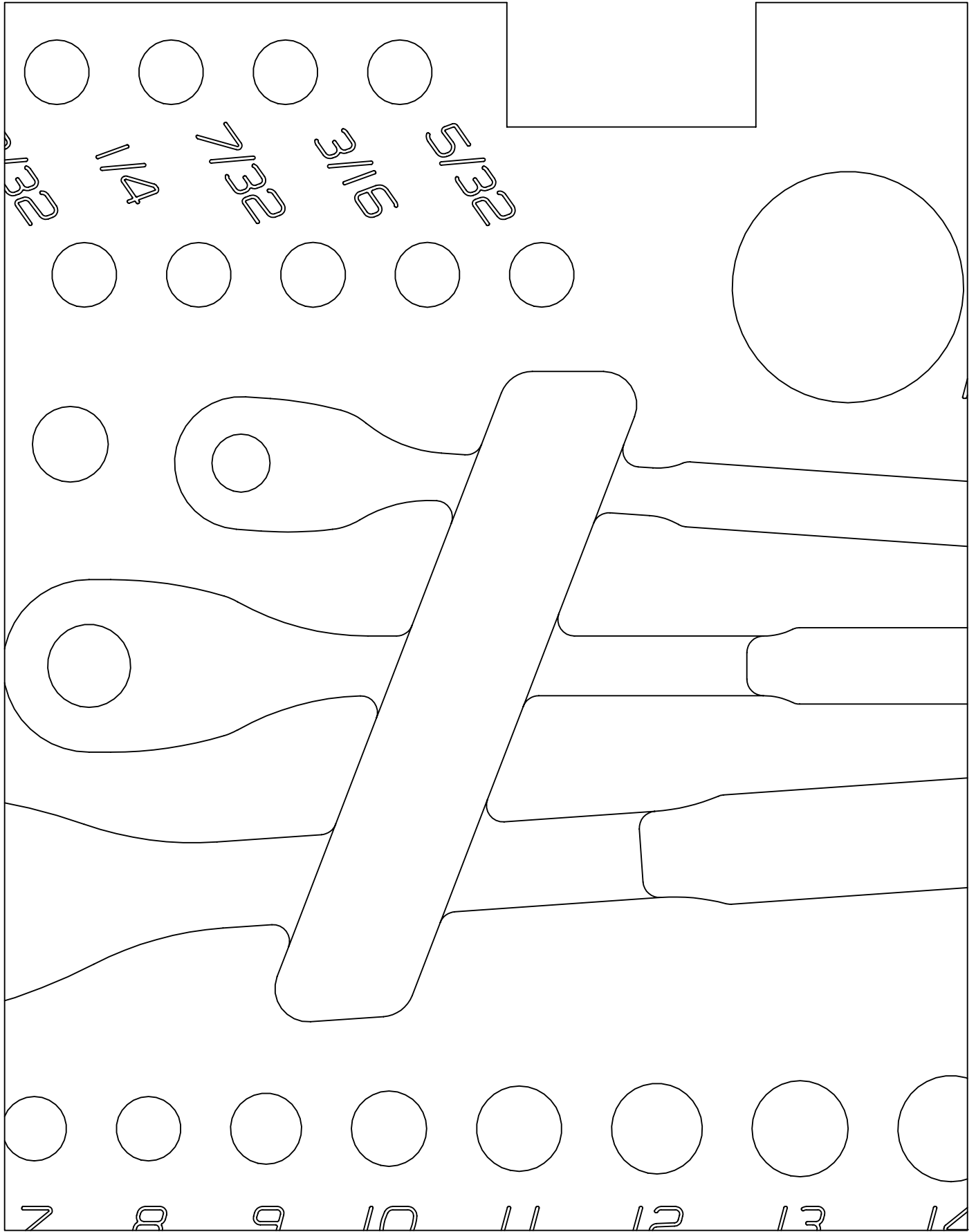
23 APR 2026

DATE REVISED

04 MAY 2026

**FoamFit Tools**

Print on Letter at 100%



PART NUMBER

**L-06460-T**

PAGE (ROW-COLUMN)

**2-3**

Numbering starts  
from the front  
left corner.

DATE CREATED

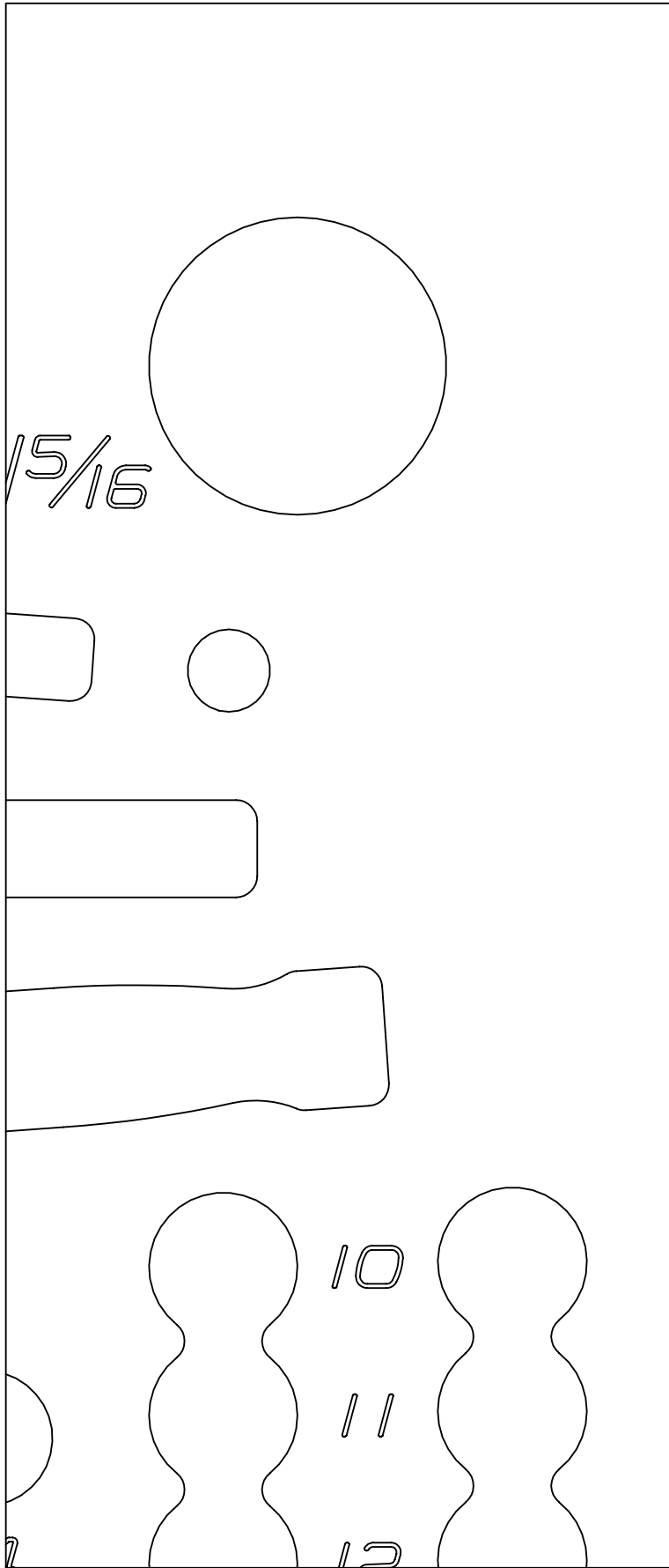
23 APR 2026

DATE REVISED

04 MAY 2026

**FoamFit Tools**

Print on Letter at 100%



PART NUMBER

**L-06460-T**

PAGE (ROW-COLUMN)

**2-4**

Numbering starts  
from the front  
left corner.

DATE CREATED


23 APR 2026

DATE REVISED

04 MAY 2026

***FoamFit Tools***

Print on Letter at 100%



PART NUMBER

**L-06460-T**

PAGE (ROW-COLUMN)

**3-1**

Numbering starts  
from the front  
left corner.

DATE CREATED


23 APR 2026

DATE REVISED

04 MAY 2026

***FoamFit Tools***

Print on Letter at 100%



PART NUMBER

**L-06460-T**

PAGE (ROW-COLUMN)

**3-2**

Numbering starts  
from the front  
left corner.

DATE CREATED



23 APR 2026

DATE REVISED

04 MAY 2026

***FoamFit Tools***

Print on Letter at 100%



PART NUMBER  
**L-06460-T**

PAGE (ROW-COLUMN)  
**3-3**  
Numbering starts  
from the front  
left corner.

DATE CREATED  
23 APR 2026

DATE REVISED  
04 MAY 2026

***FoamFit Tools***  
Print on Letter at 100%



PART NUMBER

**L-06460-T**

PAGE (ROW-COLUMN)

**3-4**

Numbering starts  
from the front  
left corner.

DATE CREATED

23 APR 2026

DATE REVISED

04 MAY 2026

***FoamFit Tools***

Print on Letter at 100%