

PRINTING INSTRUCTIONS

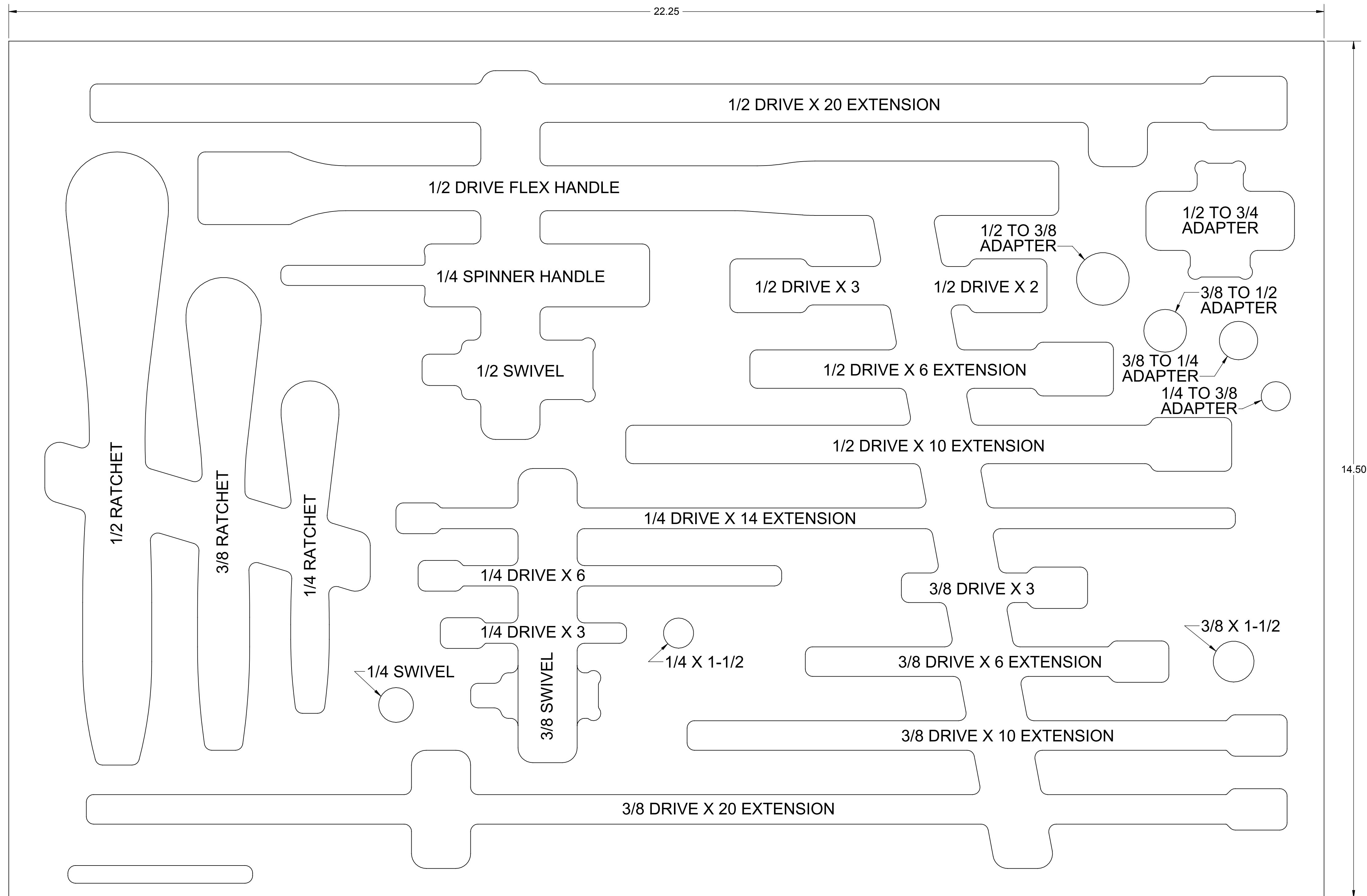
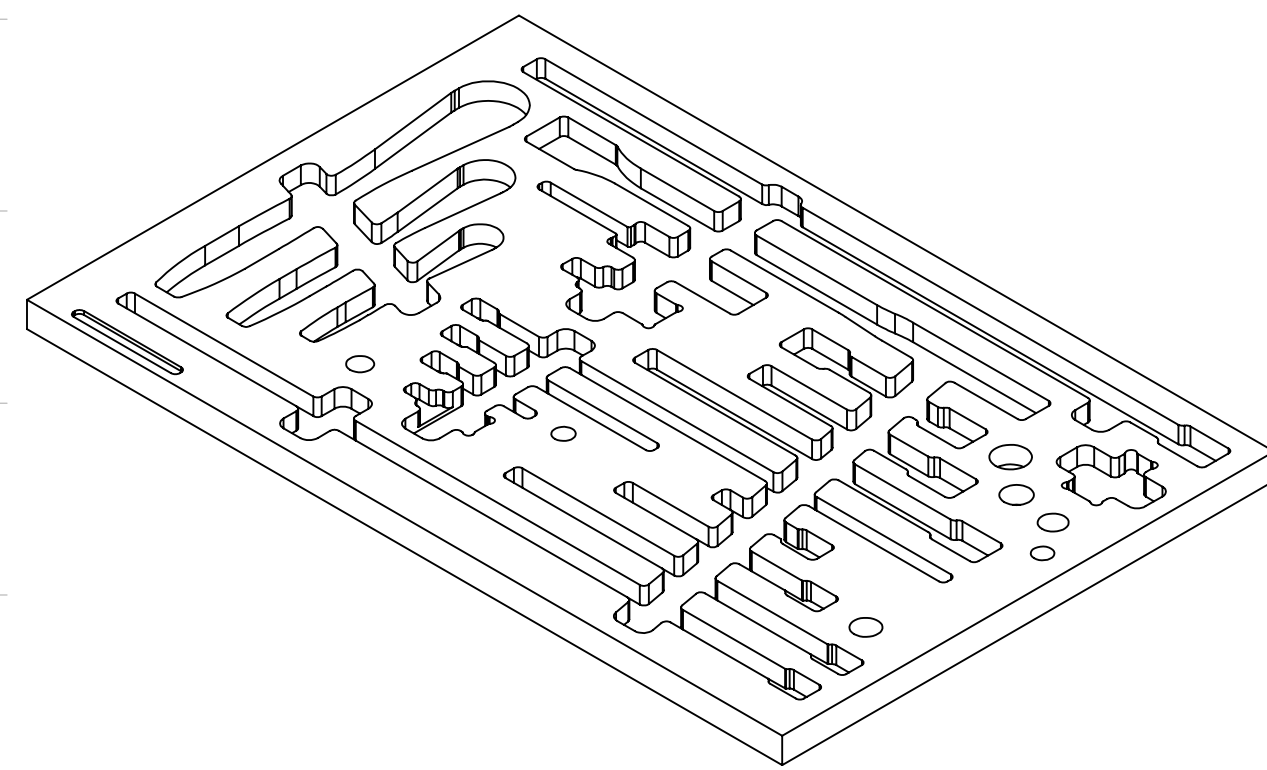
We recommend printing at full-scale to check the fit with your tools before ordering.

Option 1: Print this page full-scale on a large-format printer (D-Size, 34 inches X 22 inches).

Option 2: Print page 2 - 9 on 8-1/2 X 11 inch paper and assemble.

Thank You!

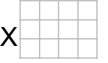
THE INFORMATION CONTAINED ON THIS DRAWING IS THE SOLE PROPERTY OF FOAMFIT TOOLS AND MAY NOT BE USED WITHOUT PERMISSION.
Copyright 2017 FoamFit Tools




PART NUMBER
F1M-01741

1.00 IN

PAGE KEY



1.00 IN



Print on Letter at 100%

DATE CREATED

16 FEB 2017

PART NUMBER

F1M-01741


1.00 IN

PAGE KEY



1.00 IN

Print on Letter at 100%



DATE CREATED


16 FEB 2017

PART NUMBER

F1M-01741

1.00 IN

PAGE KEY



Print on Letter at 100%

DATE CREATED

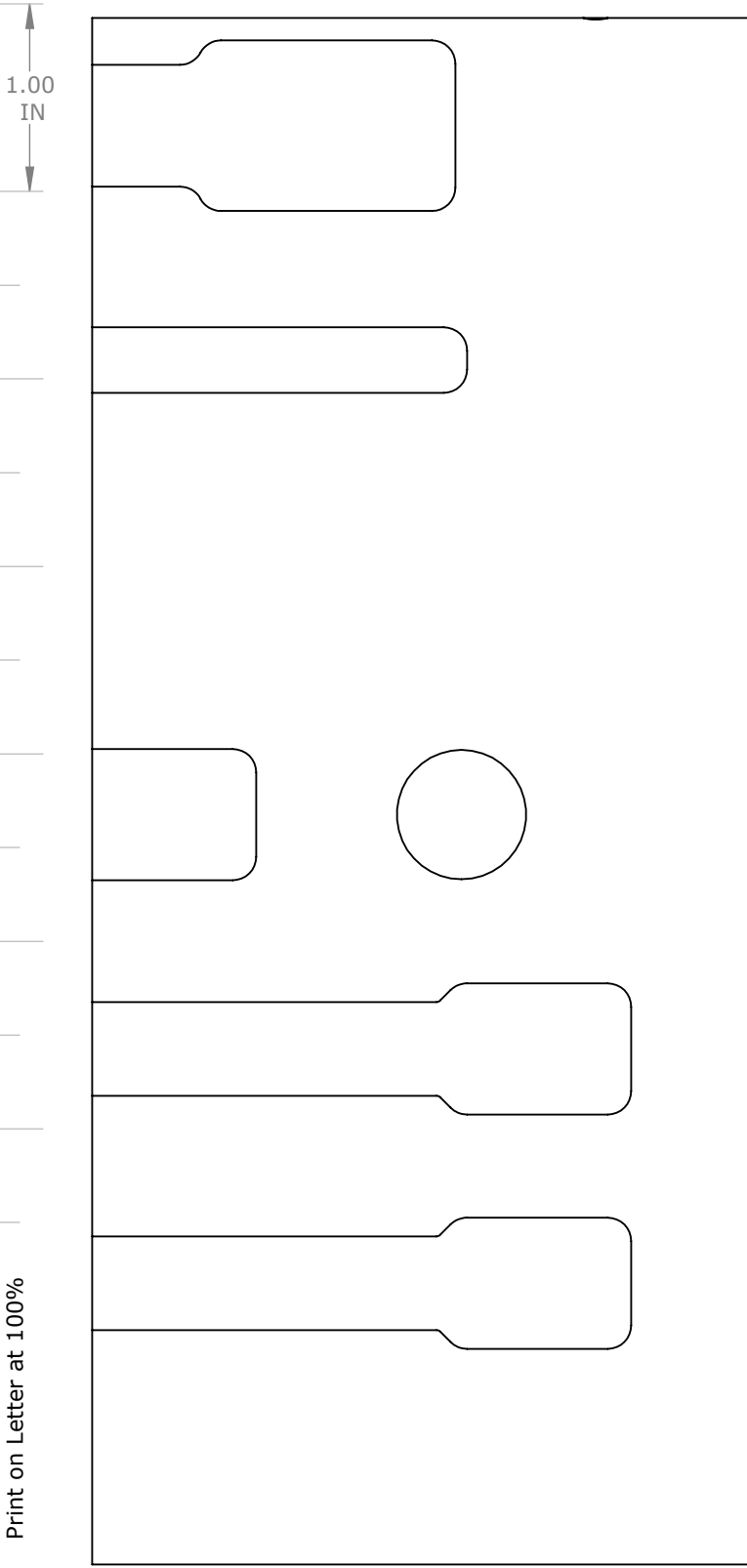
16 FEB 2017

PART NUMBER

F1M-01741

← 1.00 IN →

PAGE KEY



Print on Letter at 100%

PART NUMBER	F1M-01741
DATE CREATED	16 FEB 2017


1.00 IN

PAGE KEY



1.00
IN

Print on Letter at 100%



DATE CREATED

16 FEB 2017

PART NUMBER

F1M-01741


1.00 IN

PAGE KEY



1.00
IN

Print on Letter at 100%



DATE CREATED

16 FEB 2017

PART NUMBER

F1M-01741


1.00 IN

PAGE KEY



1.00
IN

Print on Letter at 100%



DATE CREATED

16 FEB 2017


PART NUMBER

F1M-01741

Print on Letter at 100%

1.00
IN

1.00 IN



PAGE KEY



DATE CREATED

16 FEB 2017

PART NUMBER

F1M-01741