

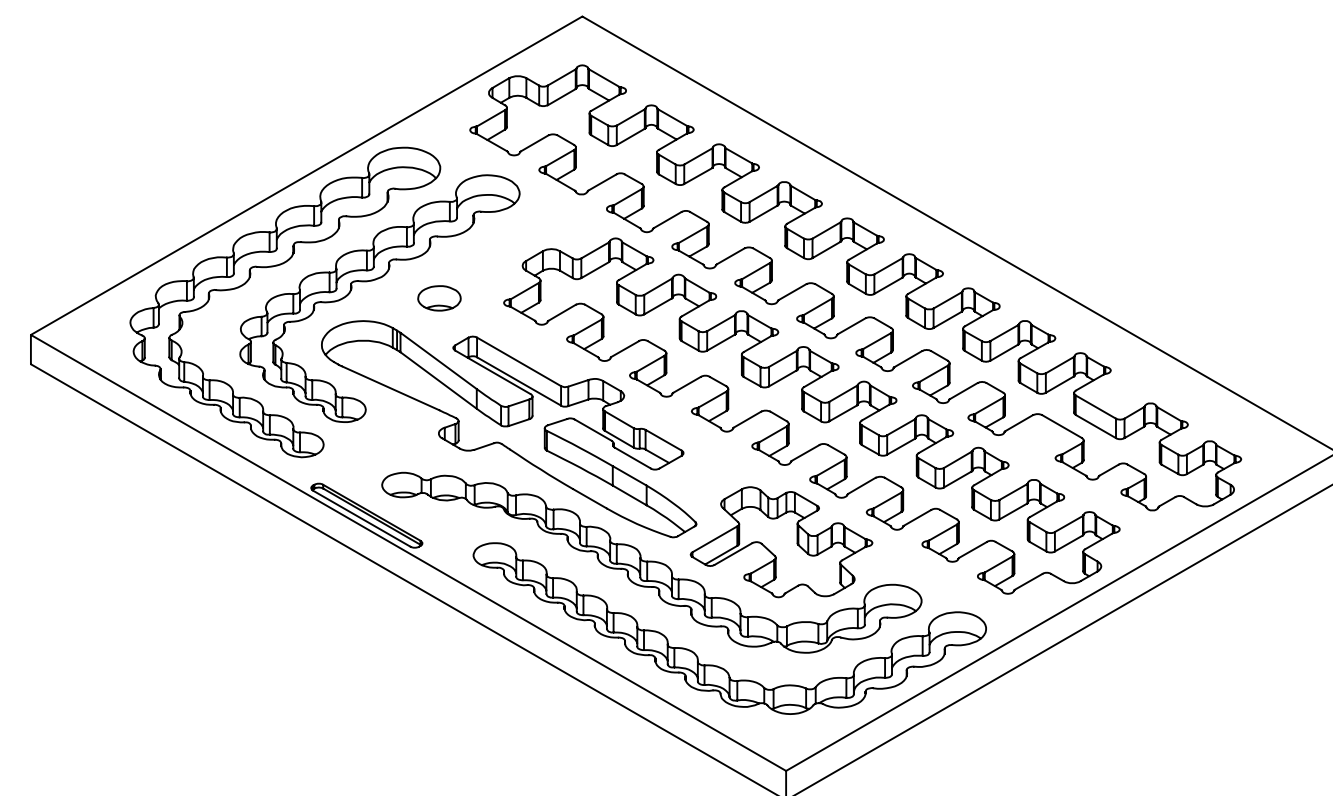
PRINTING INSTRUCTIONS

We recommend printing at full-scale to check the fit with your tools before ordering.

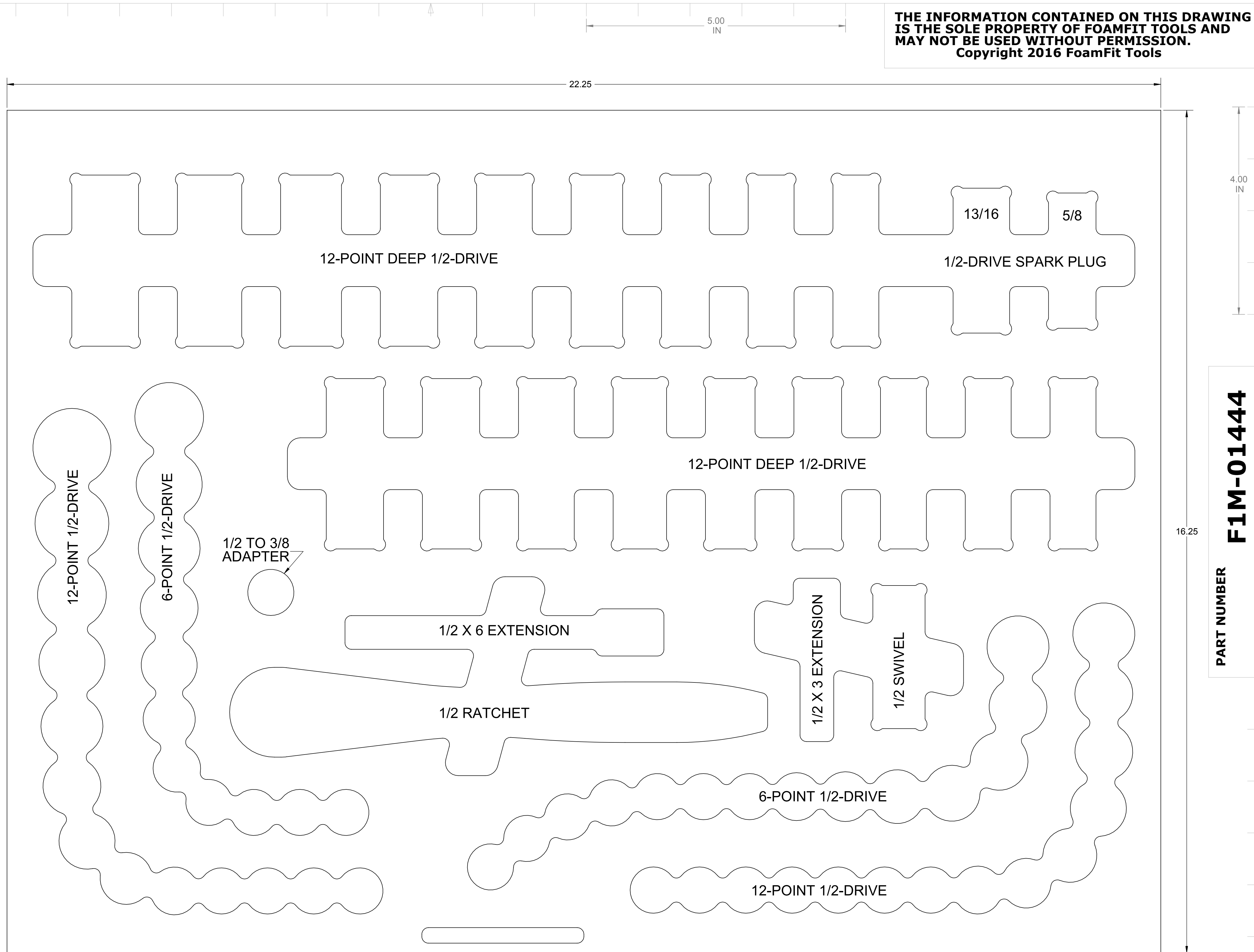
Option 1: Print this page full-scale on a large-format printer (D-Size, 34 inches X 22 inches).

Option 2: Print page 2 - 9 on 8-1/2 X 11 inch paper and assemble.

Thank You!



THE INFORMATION CONTAINED ON THIS DRAWING IS THE SOLE PROPERTY OF FOAMFIT TOOLS AND MAY NOT BE USED WITHOUT PERMISSION.
Copyright 2016 FoamFit Tools



PART NUMBER **F1M-01444**

INCH SOCKETS


METRIC SOCKETS

1.00 IN

PAGE KEY

X									

1.00 IN



Print on Letter at 100%

DATE CREATED

17 MAY 2016

PART NUMBER

F1M-01444


1.00 IN

PAGE KEY

X					

1.00 IN

Print on Letter at 100%



DATE CREATED

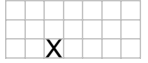
17 MAY 2016

PART NUMBER


F1M-01444

← 1.00 IN →

PAGE KEY



1.00
IN



Print on Letter at 100%

DATE CREATED

17 MAY 2016

PART NUMBER


F1M-01444

1.00 IN

PAGE KEY

			X	

1.00
IN



Print on Letter at 100%

DATE CREATED
17 MAY 2016

PART NUMBER
F1M-01444


1.00 IN

PAGE KEY

X									
---	--	--	--	--	--	--	--	--	--

1.00 IN

Print on Letter at 100%



DATE CREATED
17 MAY 2016


PART NUMBER
F1M-01444

1.00 IN

PAGE KEY

X									
---	--	--	--	--	--	--	--	--	--

1.00 IN



Print on Letter at 100%

DATE CREATED

17 MAY 2016

PART NUMBER


F1M-01444

← 1.00 IN →

PAGE KEY

				X					

1.00 IN



Print on Letter at 100%

DATE CREATED

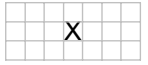
17 MAY 2016

PART NUMBER


F1M-01444

← 1.00 IN →

PAGE KEY



↑ 1.00 IN ↓



Print on Letter at 100%

DATE CREATED

17 MAY 2016

PART NUMBER

F1M-01444