

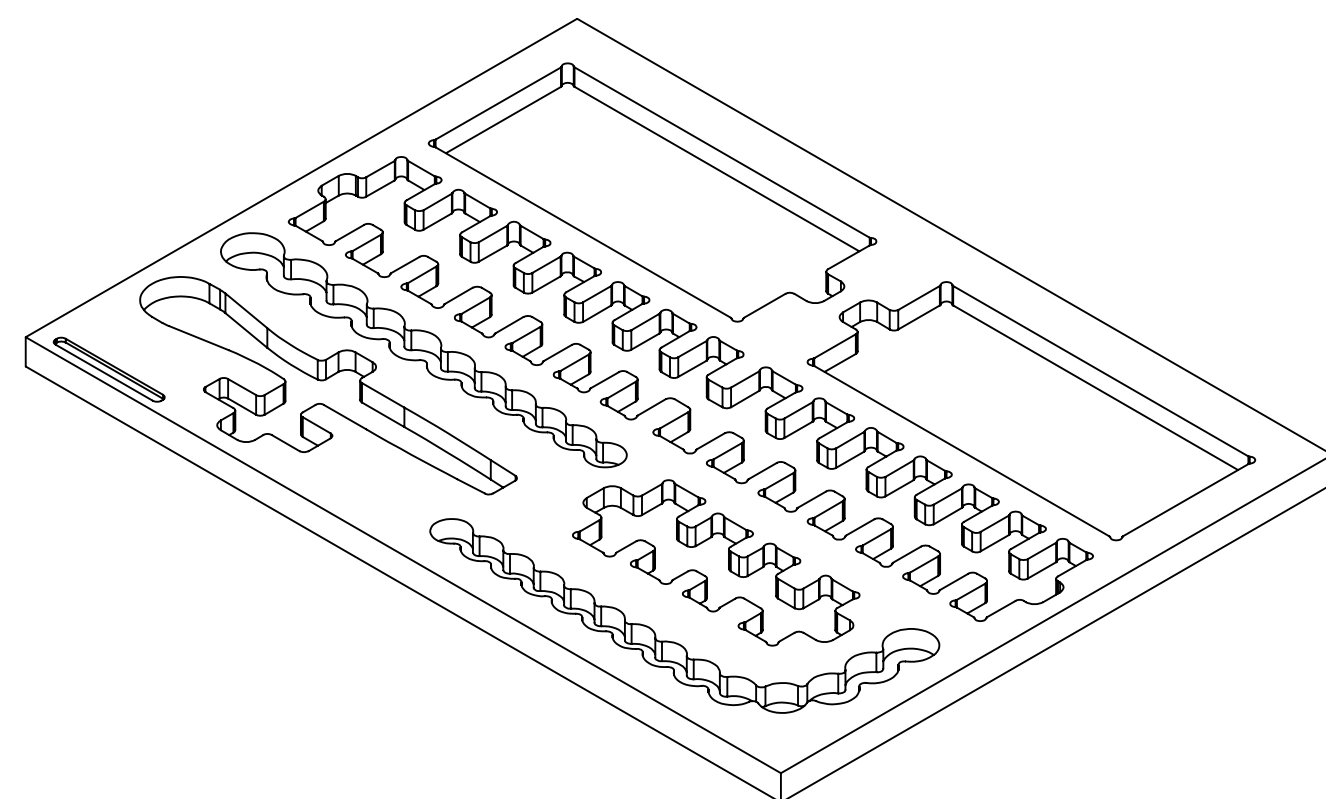
**PRINTING INSTRUCTIONS**

We recommend printing at full-scale to check the fit with your tools before ordering.

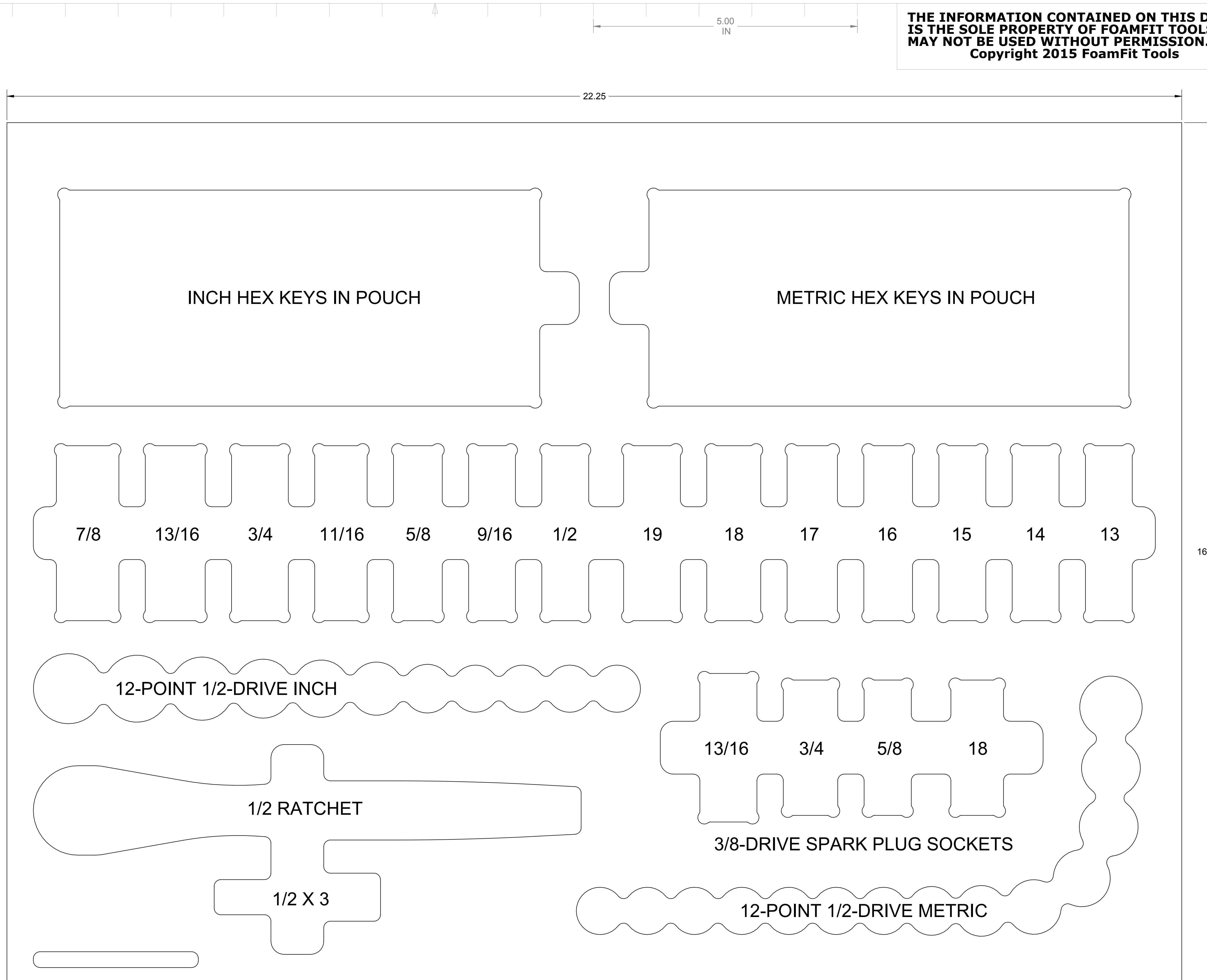
**Option 1:** Print this page full-scale on a large-format printer (D-Size, 34 inches X 22 inches).

**Option 2:** Print page 2 - 9 on 8-1/2 X 11 inch paper and assemble.

**Thank You!**



THE INFORMATION CONTAINED ON THIS DRAWING IS THE SOLE PROPERTY OF FOAMFIT TOOLS AND MAY NOT BE USED WITHOUT PERMISSION. Copyright 2015 FoamFit Tools

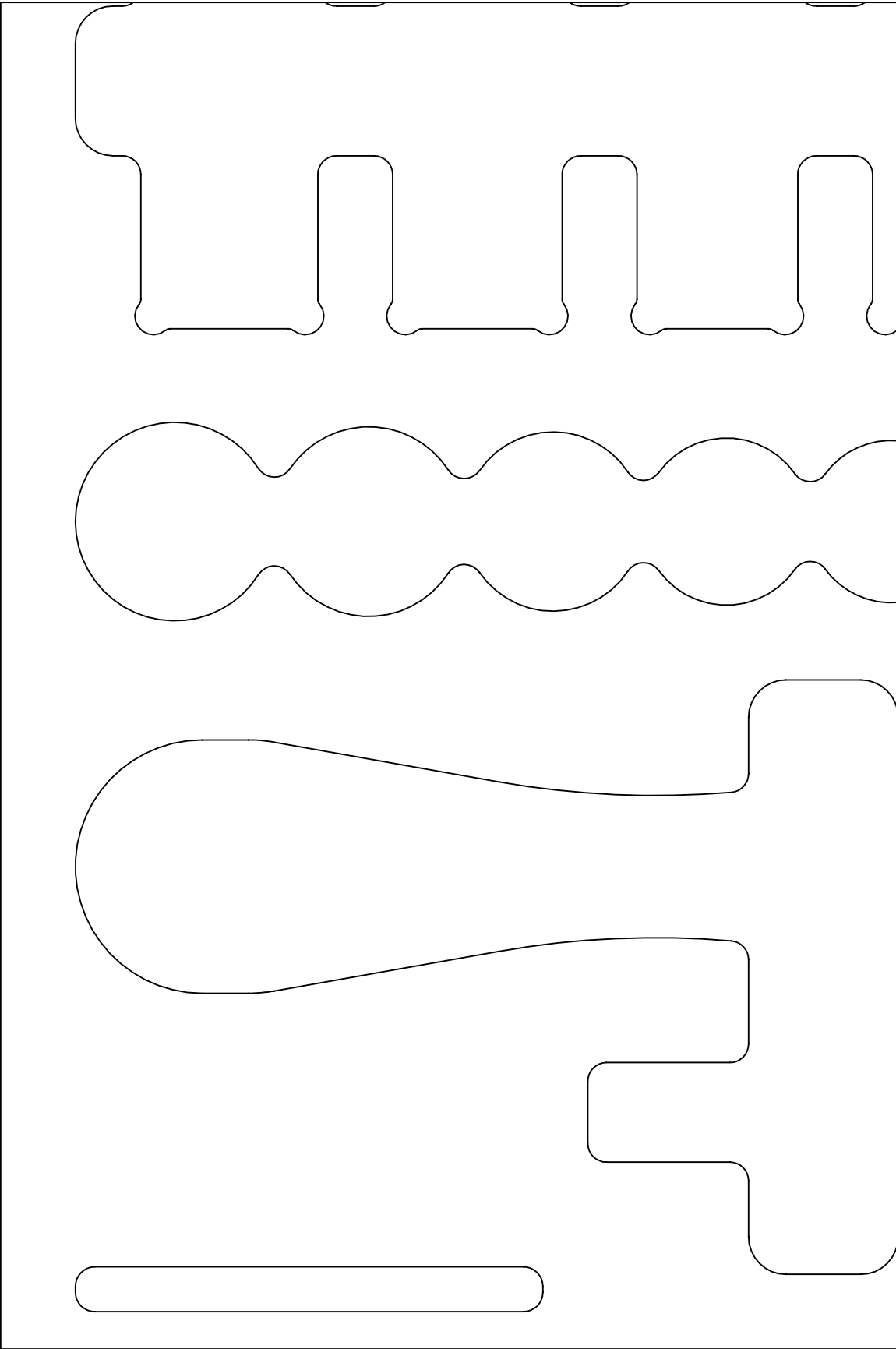


PART NUMBER **F1M-01256**

Print on Letter at 100%

1.00 IN

1.00  
IN



PAGE KEY



DATE CREATED

**04 DEC 2015**

PART NUMBER


**F1M-01256**

← 1.00 IN →

PAGE KEY



↑ 1.00 IN ↓



Print on Letter at 100%

DATE CREATED

**04 DEC 2015**

PART NUMBER


**F1M-01256**

1.00 IN

PAGE KEY



1.00 IN



Print on Letter at 100%

DATE CREATED

**04 DEC 2015**


PART NUMBER

**F1M-01256**

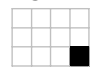
Print on Letter at 100%

1.00  
IN

1.00 IN



PAGE KEY



DATE CREATED

**04 DEC 2015**

PART NUMBER

**F1M-01256**


1.00 IN

PAGE KEY



1.00  
IN

Print on Letter at 100%



DATE CREATED

**04 DEC 2015**

PART NUMBER

**F1M-01256**


1.00 IN

PAGE KEY



1.00  
IN

Print on Letter at 100%



DATE CREATED

**04 DEC 2015**

PART NUMBER

**F1M-01256**


1.00 IN

PAGE KEY



1.00  
IN

Print on Letter at 100%



DATE CREATED

**04 DEC 2015**

PART NUMBER

**F1M-01256**




1.00 IN

PAGE KEY



1.00  
IN

Print on Letter at 100%



DATE CREATED

**04 DEC 2015**

PART NUMBER

**F1M-01256**