

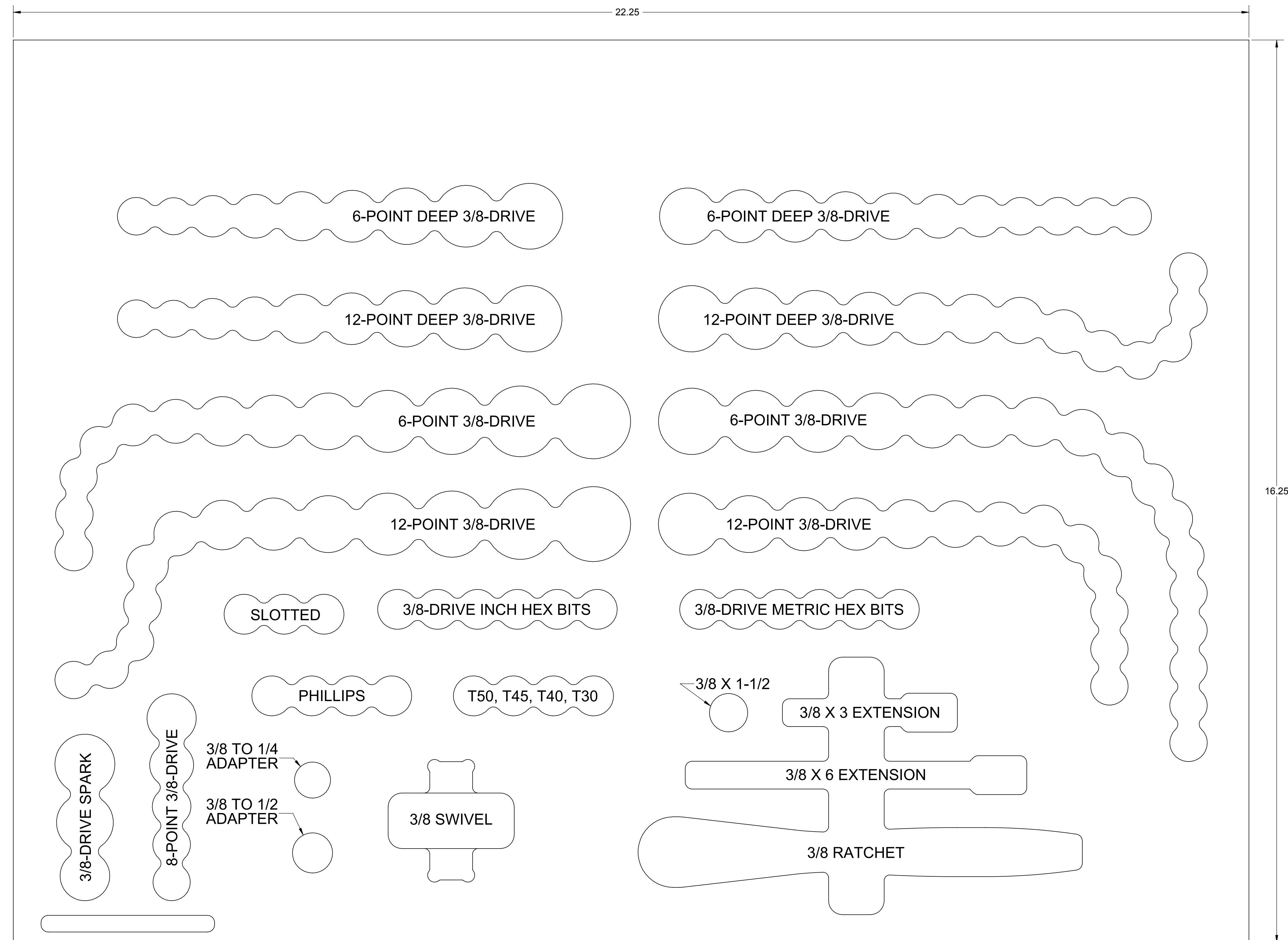
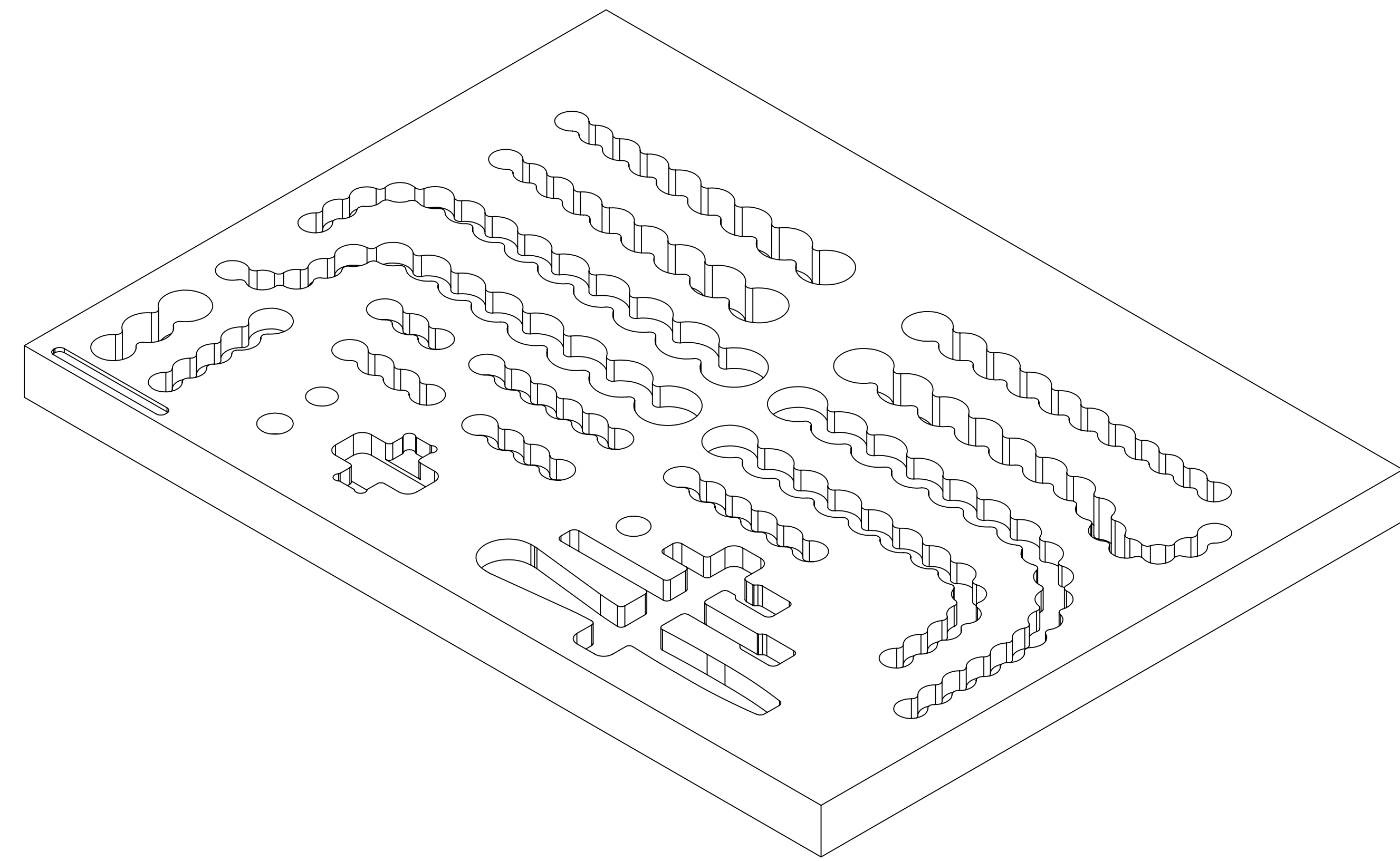
PRINTING INSTRUCTIONS

We recommend printing at full-scale to check the fit with your tools before ordering.

Option 1: Print this page full-scale on a large-format printer (E-Size, 44 inches X 34 inches).

Option 2: Print page 2 - 9 on 8-1/2 X 11 inch paper and assemble.

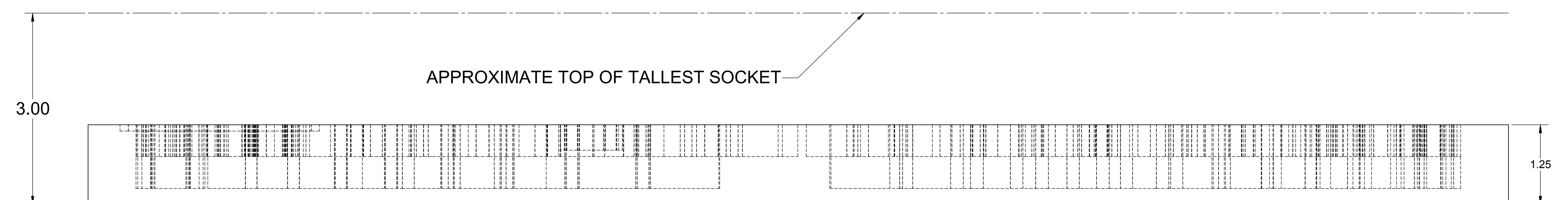
Thank You!



INCH SOCKETS

METRIC SOCKETS

**CAUTION
RECOMMENDED FOR A
3-1/2 INCH DRAWER
HEIGHT**



**PART NUMBER
F1A-01442**


**PART NUMBER
F1A-01442**

1.00 IN

PAGE KEY

X									

1.00 IN



Print on Letter at 100%

DATE CREATED

16 MAY 2016

PART NUMBER

F1A-01442


1.00 IN

PAGE KEY

X									
---	--	--	--	--	--	--	--	--	--

1.00
IN

Print on Letter at 100%



DATE CREATED

16 MAY 2016

PART NUMBER

F1A-01442


1.00 IN

PAGE KEY

X									
---	--	--	--	--	--	--	--	--	--

1.00
IN

Print on Letter at 100%



DATE CREATED

16 MAY 2016

PART NUMBER


F1A-01442

← 1.00 IN →

PAGE KEY

								X	

↑ 1.00 IN ↓



Print on Letter at 100%

DATE CREATED

16 MAY 2016

PART NUMBER

F1A-01442