

PRINTING INSTRUCTIONS

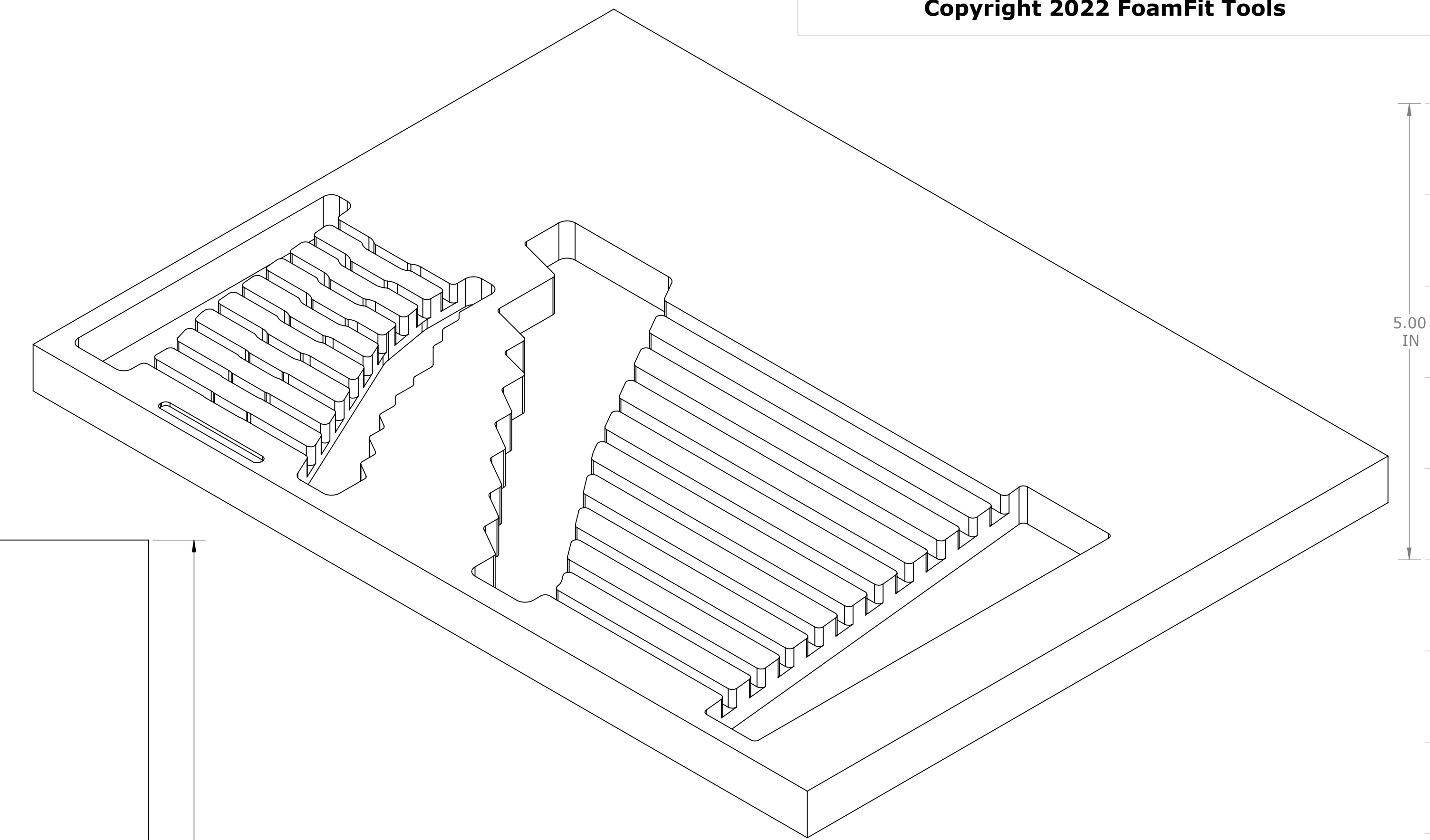
We recommend printing at full-scale to check the fit with your tools before ordering.

Option 1: Print this page full-scale on a large-format printer (E-Size, 44 inches X 34 inches).

Option 2: Print page 2 - 9 on 8-1/2 X 11 inch paper and assemble.

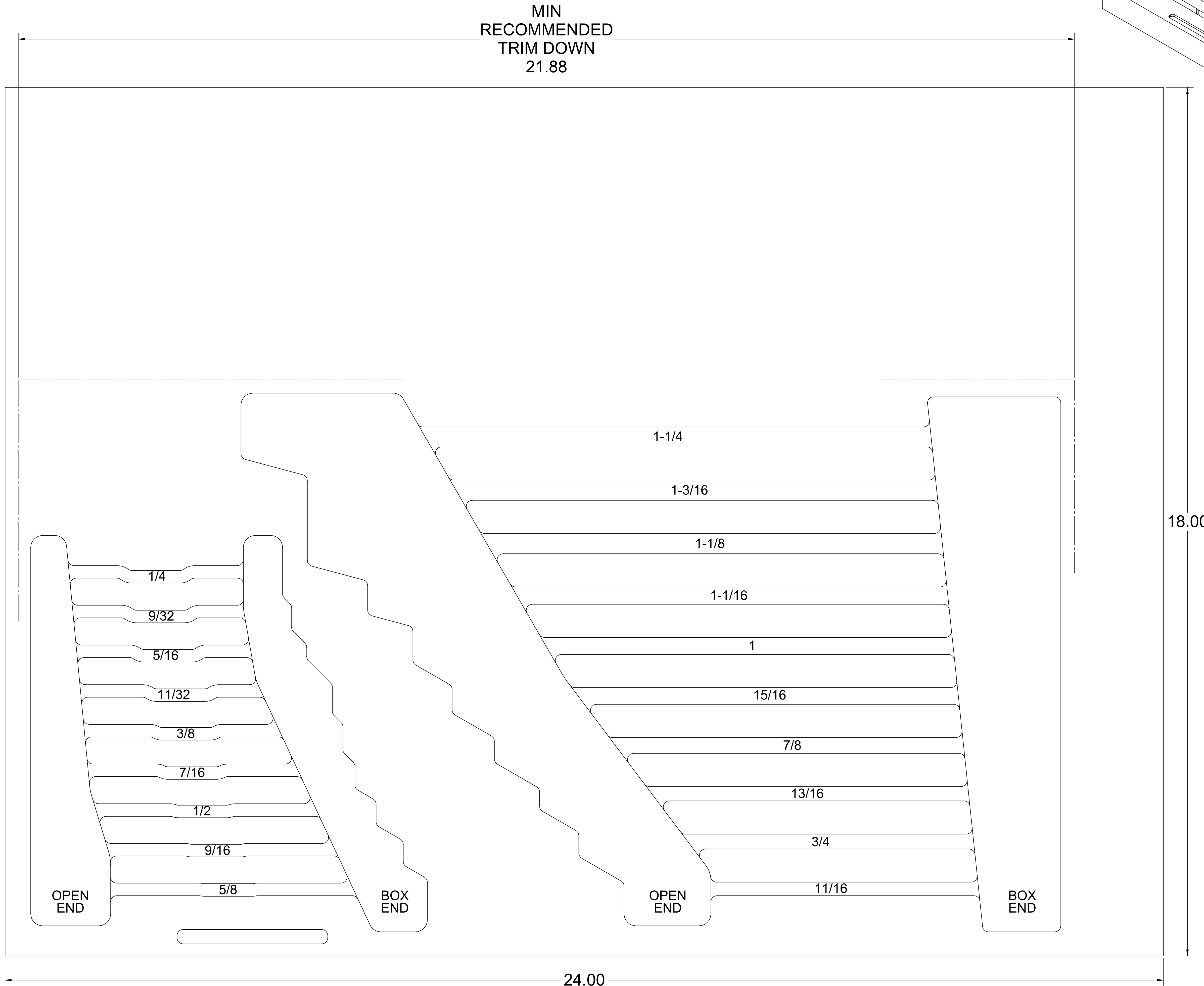
Thank You!

THE INFORMATION CONTAINED ON THIS DRAWING IS THE SOLE PROPERTY OF FOAMFIT TOOLS AND MAY NOT BE USED WITHOUT PERMISSION. Copyright 2022 FoamFit Tools



MIN
RECOMMENDED
TRIM DOWN
21.88

MIN
RECOMMENDED
TRIM DOWN
11.94



APPROXIMATE TOP OF TALLEST WRENCH

CAUTION
SUGGESTED DRAWER HEIGHT
3.0 MIN

2.88

(1.25)


PART NUMBER
F-04630-T

1.00 IN

PAGE KEY

X									

1.00
IN



Print on Letter at 100%

DATE CREATED

02 MAR 2022

PART NUMBER

F-04630-T

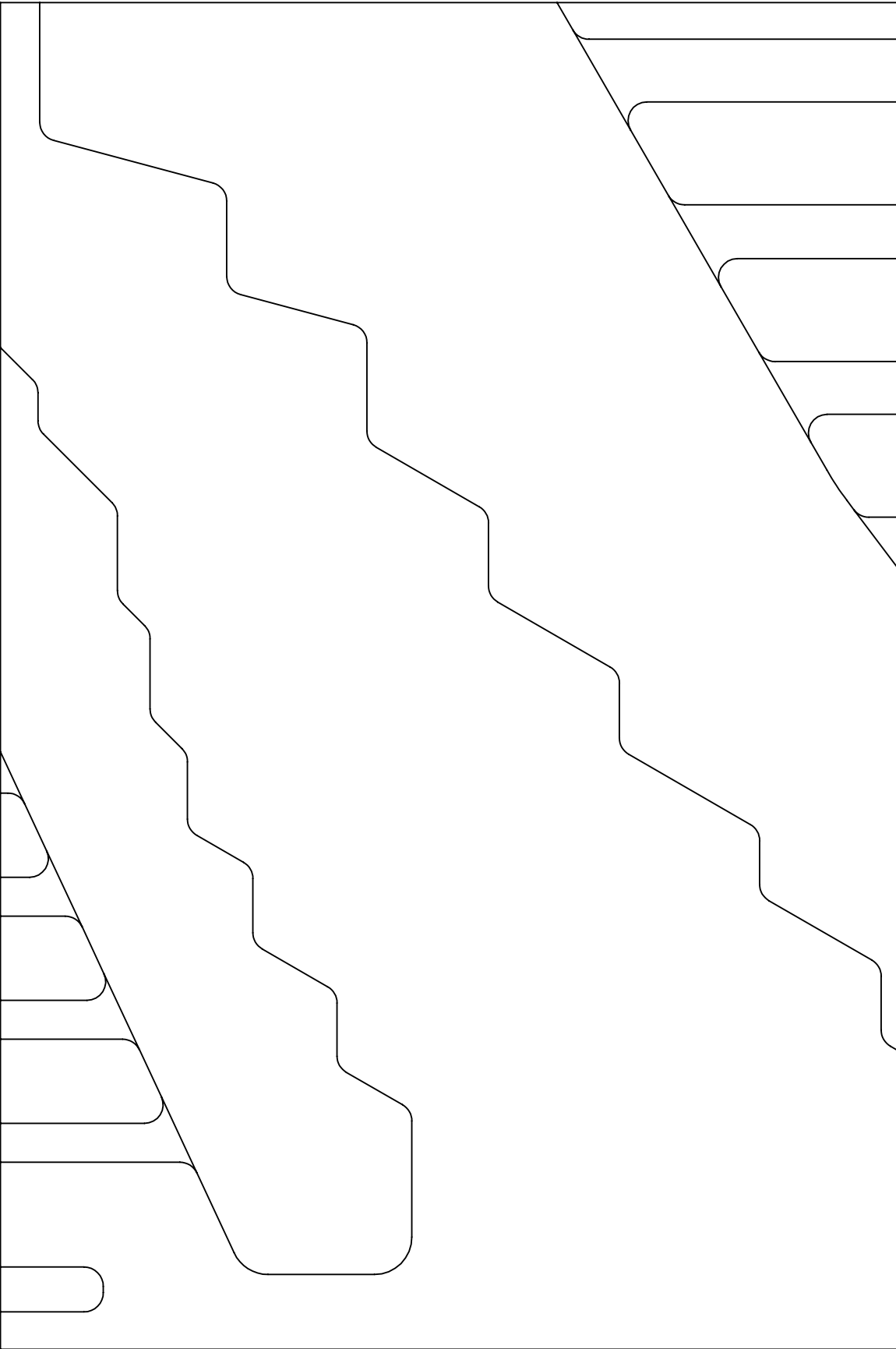
← 1.00 IN →

PAGE KEY



1.00
IN

Print on Letter at 100%



DATE CREATED

02 MAR 2022

PART NUMBER

F-04630-T


← 1.00 IN →

PAGE KEY



↑ 1.00 IN ↓

Print on Letter at 100%



DATE CREATED
02 MAR 2022

PART NUMBER
F-04630-T

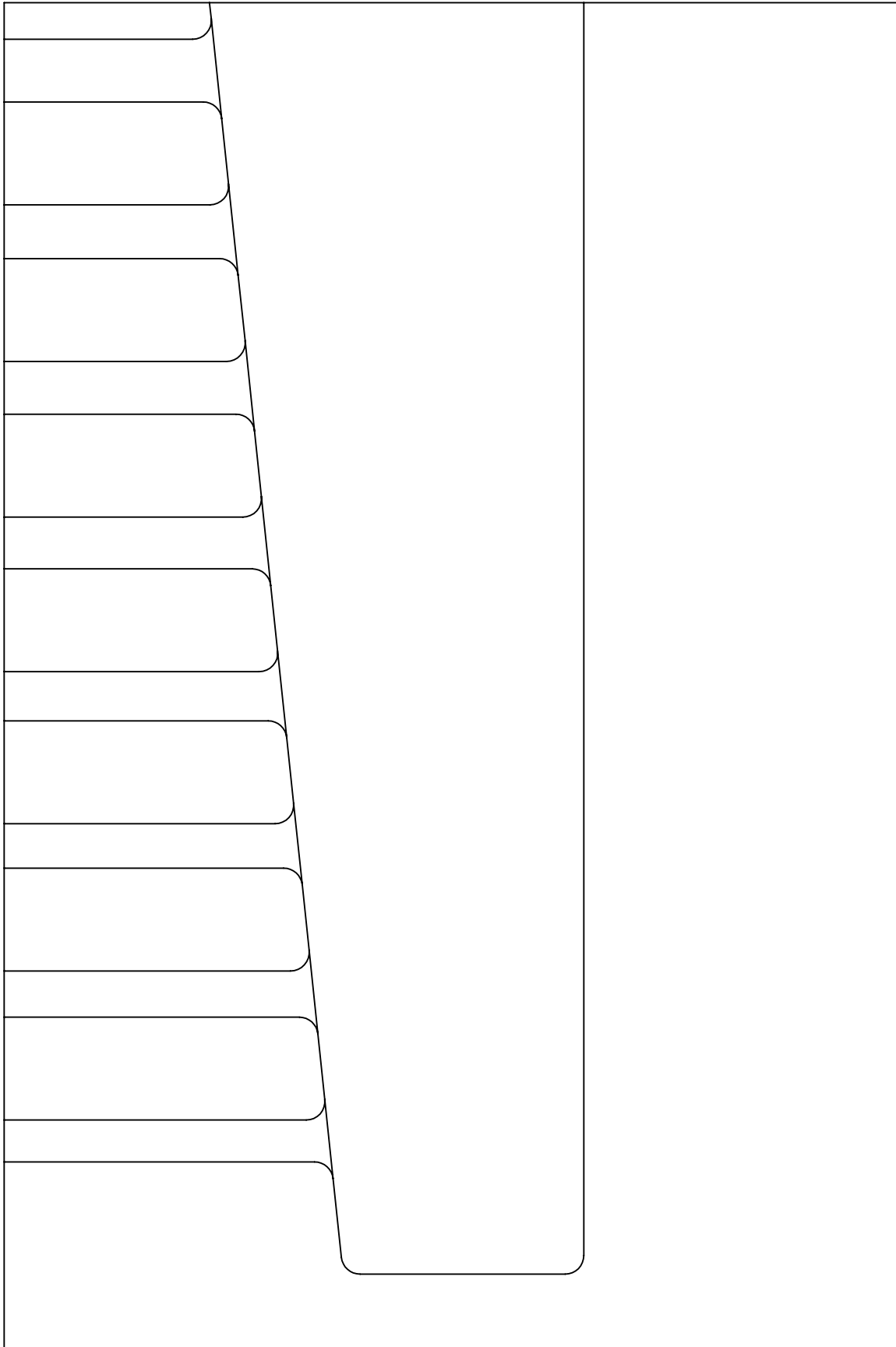
← 1.00 IN →

PAGE KEY



↑ 1.00 IN ↓

Print on Letter at 100%



DATE CREATED
02 MAR 2022

PART NUMBER
F-04630-T


1.00 IN

PAGE KEY

X									
---	--	--	--	--	--	--	--	--	--

1.00
IN

Print on Letter at 100%



DATE CREATED
02 MAR 2022

PART NUMBER
F-04630-T


1.00 IN

1.00
IN

PAGE KEY

X									
---	--	--	--	--	--	--	--	--	--

Print on Letter at 100%



DATE CREATED

02 MAR 2022

PART NUMBER

F-04630-T

← 1.00 IN →

PAGE KEY



↑
1.00
IN
↓



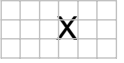
Print on Letter at 100%

DATE CREATED
02 MAR 2022

PART NUMBER
F-04630-T


← 1.00 IN →

PAGE KEY



↑ 1.00 IN ↓

Print on Letter at 100%



DATE CREATED
02 MAR 2022

PART NUMBER
F-04630-T