

PRINTING INSTRUCTIONS

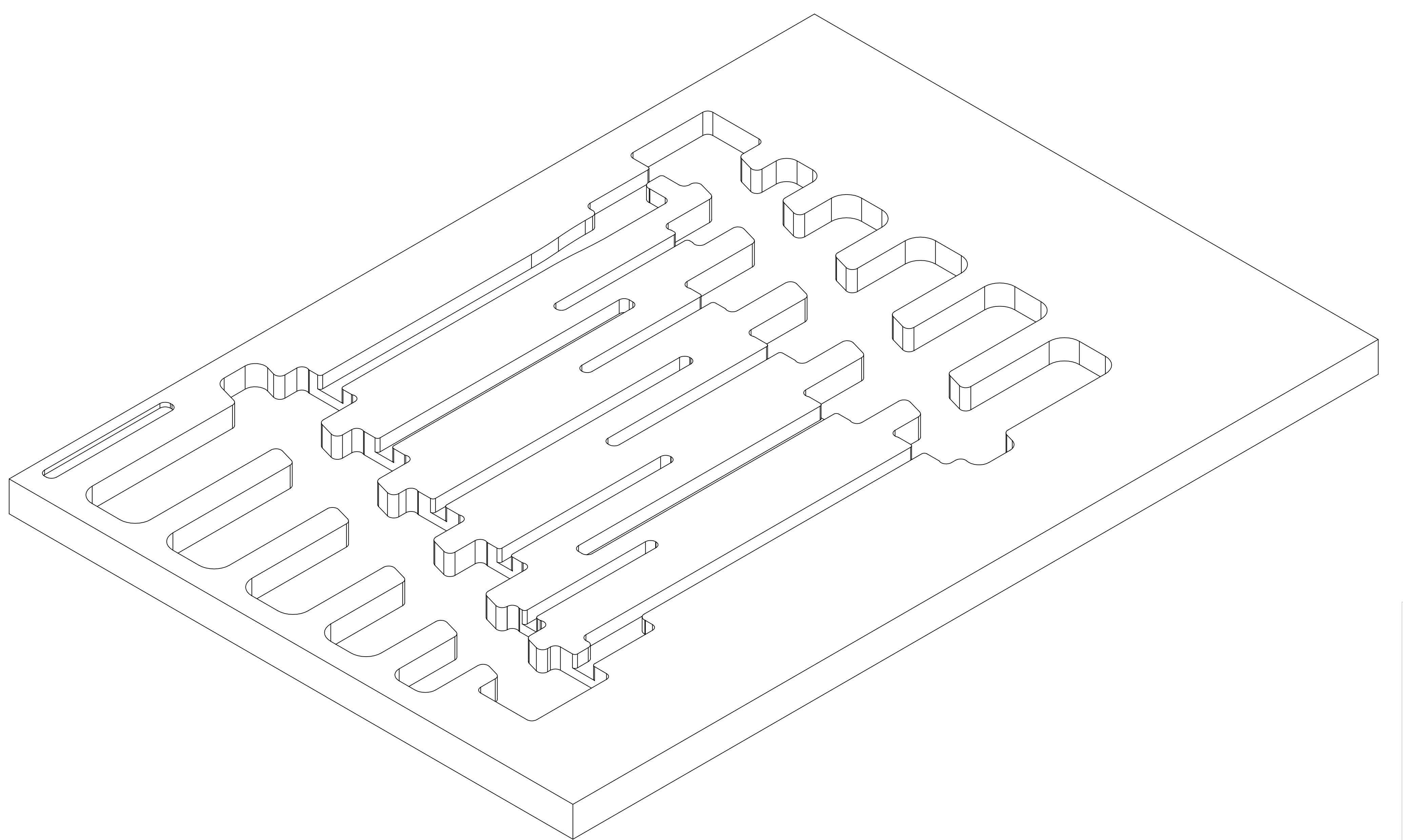
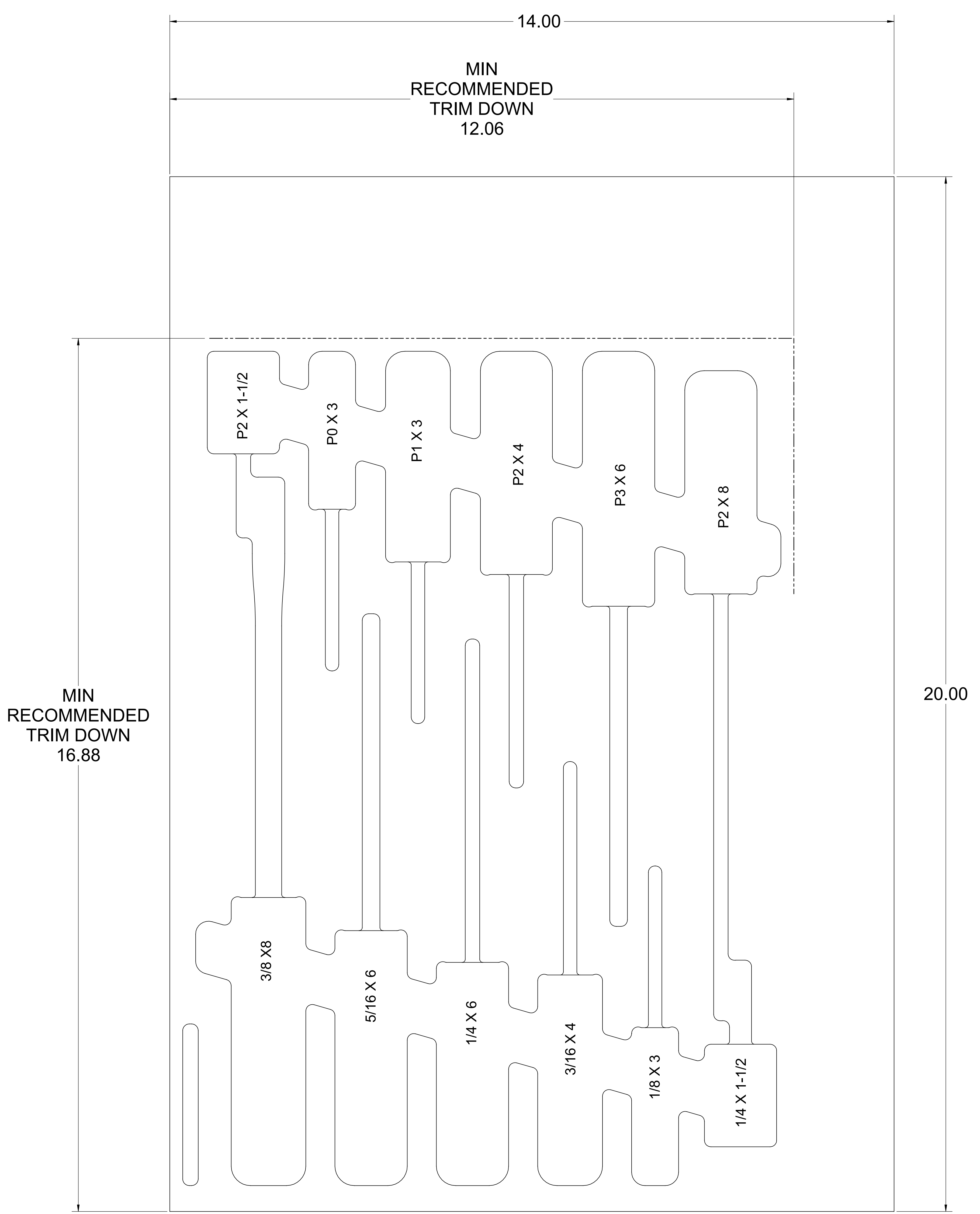
We recommend printing at full-scale to check the fit with your tools before ordering.

Option 1: Print this page full-scale on a large-format printer (E-Size, 44 inches X 34 inches).

Option 2: Print page 2 - 10 on 8-1/2 X 11 inch paper and assemble.


5.00 IN

5.00 IN



PART NUMBER
F-03809-R

Print on Letter at 100%



PAGE KEY




DATE CREATED

02 OCT 2020

PART NUMBER

F-03809-R

Print on Letter at 100%



PAGE KEY




PART NUMBER	DATE CREATED
F-03809-R	02 OCT 2020



← 1.00 IN →

↑ 1.00 IN ↓



Print on Letter at 100%

DATE CREATED

02 OCT 2020

PART NUMBER


F-03809-R

1.00 IN

PAGE KEY

X				
---	--	--	--	--

1.00
IN



Print on Letter at 100%

DATE CREATED

02 OCT 2020

PART NUMBER

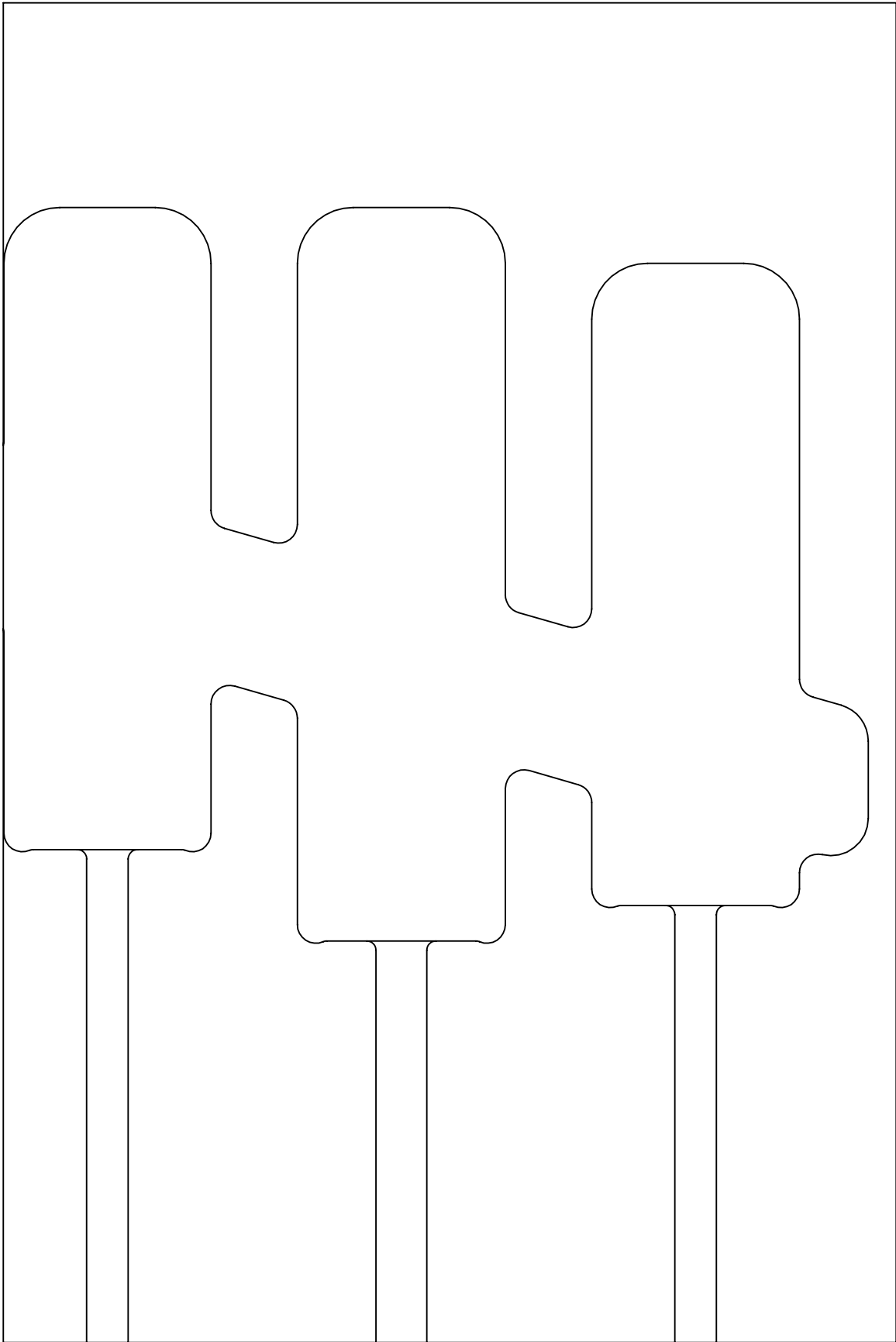
F-03809-R

← 1.00 IN →

PAGE KEY



↑ 1.00 IN ↓



Print on Letter at 100%

DATE CREATED

02 OCT 2020

PART NUMBER

F-03809-R



← 1.00 IN →

↑ 1.00 IN ↓



Print on Letter at 100%

DATE CREATED

02 OCT 2020

PART NUMBER

F-03809-R

← 1.00 IN →

PAGE KEY

X			

↑
1.00
IN
↓

Print on Letter at 100%



DATE CREATED

02 OCT 2020

PART NUMBER

F-03809-R

1.00 IN

PAGE KEY



1.00
IN

Print on Letter at 100%



DATE CREATED

02 OCT 2020

PART NUMBER

F-03809-R


1.00 IN

PAGE KEY

	X

1.00
IN

Print on Letter at 100%



DATE CREATED

02 OCT 2020

PART NUMBER

F-03809-R