

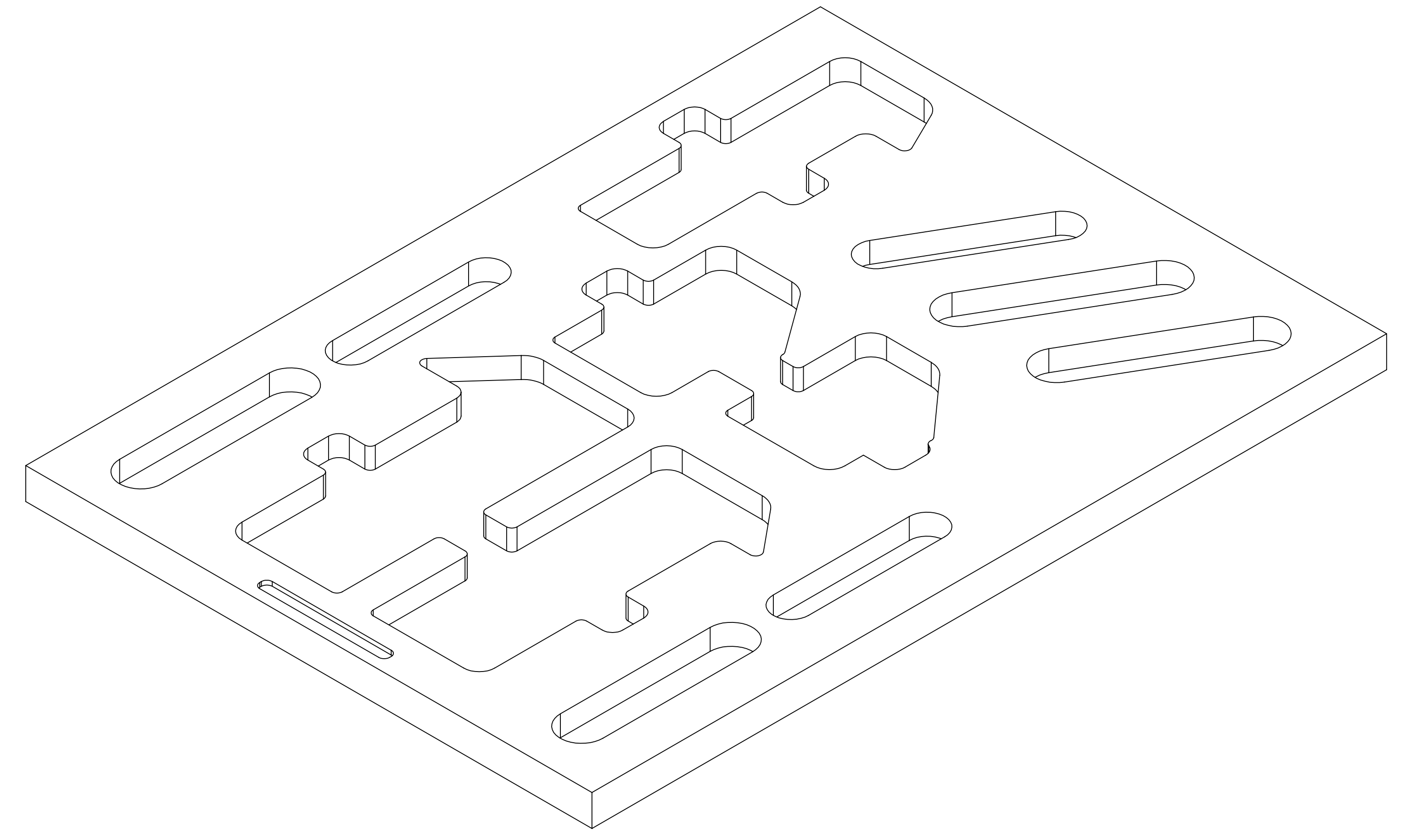
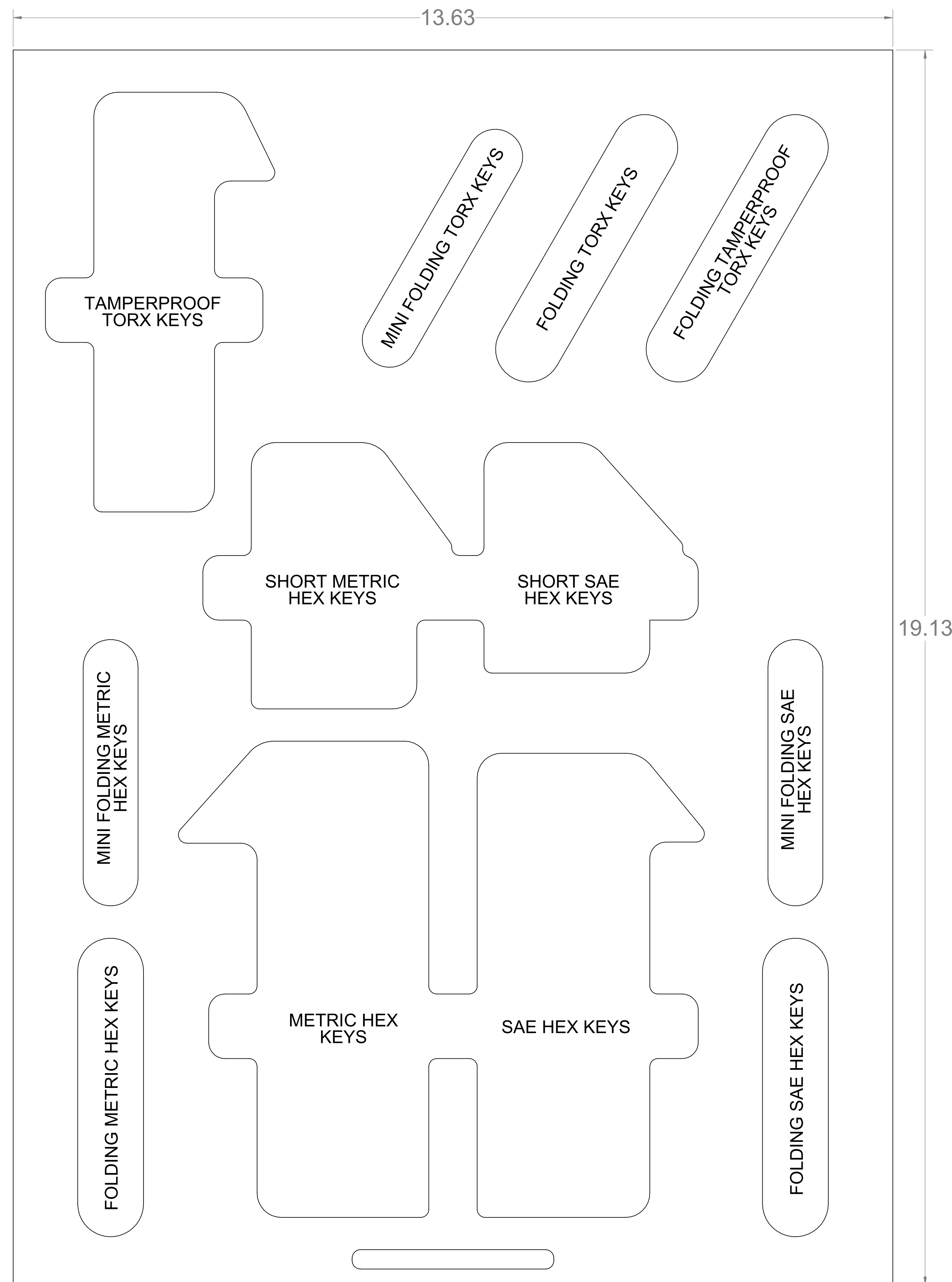
PRINTING INSTRUCTIONS

We recommend printing at full-scale to check the fit with your tools before ordering.

Option 1: Print this page full-scale on a large-format printer (D-Size, 34 inches X 22 inches).

Option 2: Print page 2 - 10 on 8-1/2 X 11 inch paper and assemble.

Thank You!




PART NUMBER **F-03427-R**

Print on Letter at 100%

1.00
IN

1.00 IN



PAGE KEY




DATE CREATED

18 DEC 2019

PART NUMBER

F-03427-R

Print on Letter at 100%



1.00 IN

1.00 IN

PAGE KEY



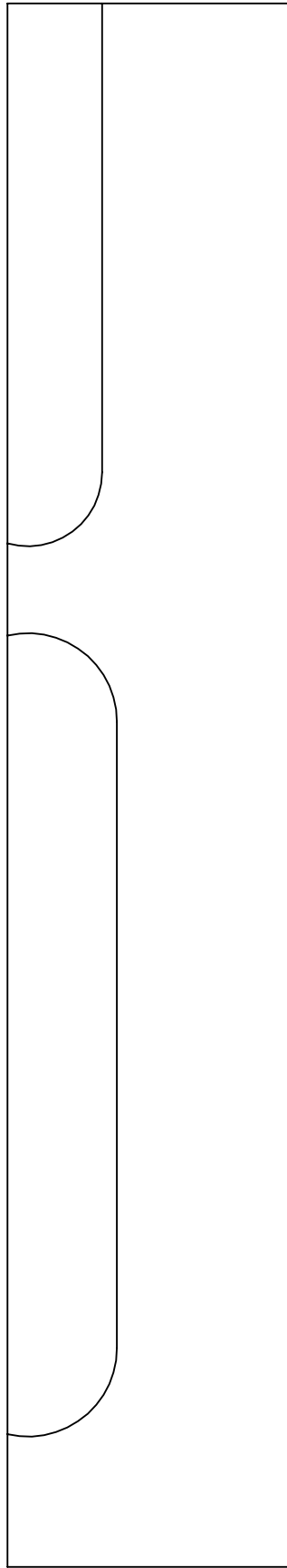
DATE CREATED

18 DEC 2019

PART NUMBER

F-03427-R

Print on Letter at 100%



PAGE KEY



DATE CREATED

18 DEC 2019


PART NUMBER

F-03427-R

Print on Letter at 100%

1.00 IN

1.00
IN



PAGE KEY



DATE CREATED

18 DEC 2019


PART NUMBER

F-03427-R

Print on Letter at 100%

1.00 IN

1.00
IN



PAGE KEY




DATE CREATED

18 DEC 2019

PART NUMBER

F-03427-R

Print on Letter at 100%



PAGE KEY



DATE CREATED

18 DEC 2019

PART NUMBER

F-03427-R

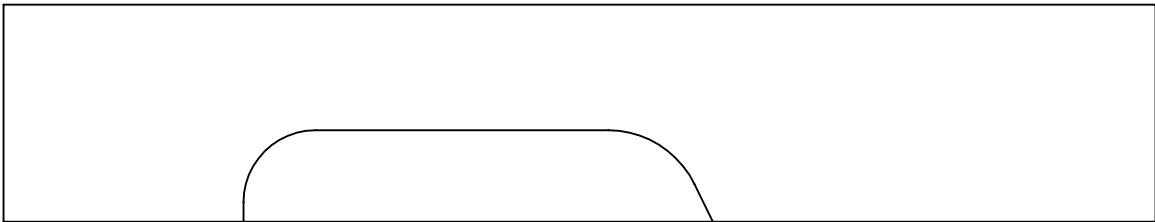
1.00 IN

PAGE KEY

| | | | |
|---|--|--|--|
| X | | | |
| | | | |
| | | | |
| | | | |

1.00
IN

Print on Letter at 100%



DATE CREATED

18 DEC 2019

PART NUMBER

F-03427-R

← 1.00 IN →

PAGE KEY



↑
1.00
IN
↓

Print on Letter at 100%



DATE CREATED

18 DEC 2019

PART NUMBER

F-03427-R


← 1.00 IN →

PAGE KEY



↑
1.00
IN
↓

Print on Letter at 100%



DATE CREATED

18 DEC 2019

PART NUMBER

F-03427-R