

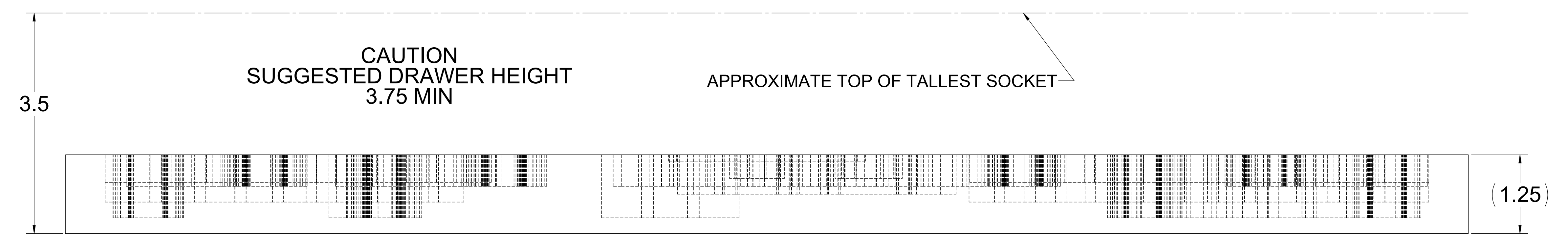
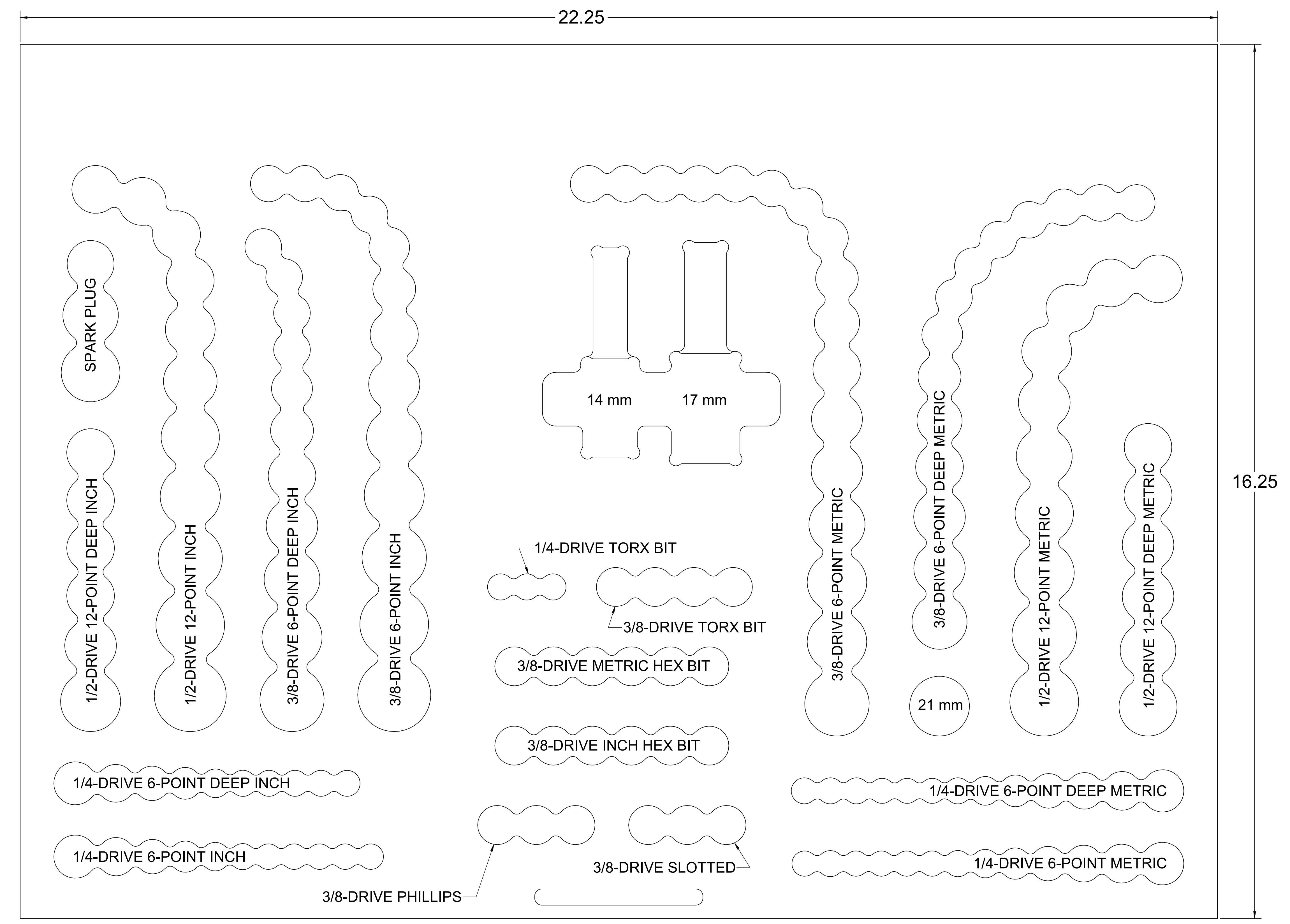
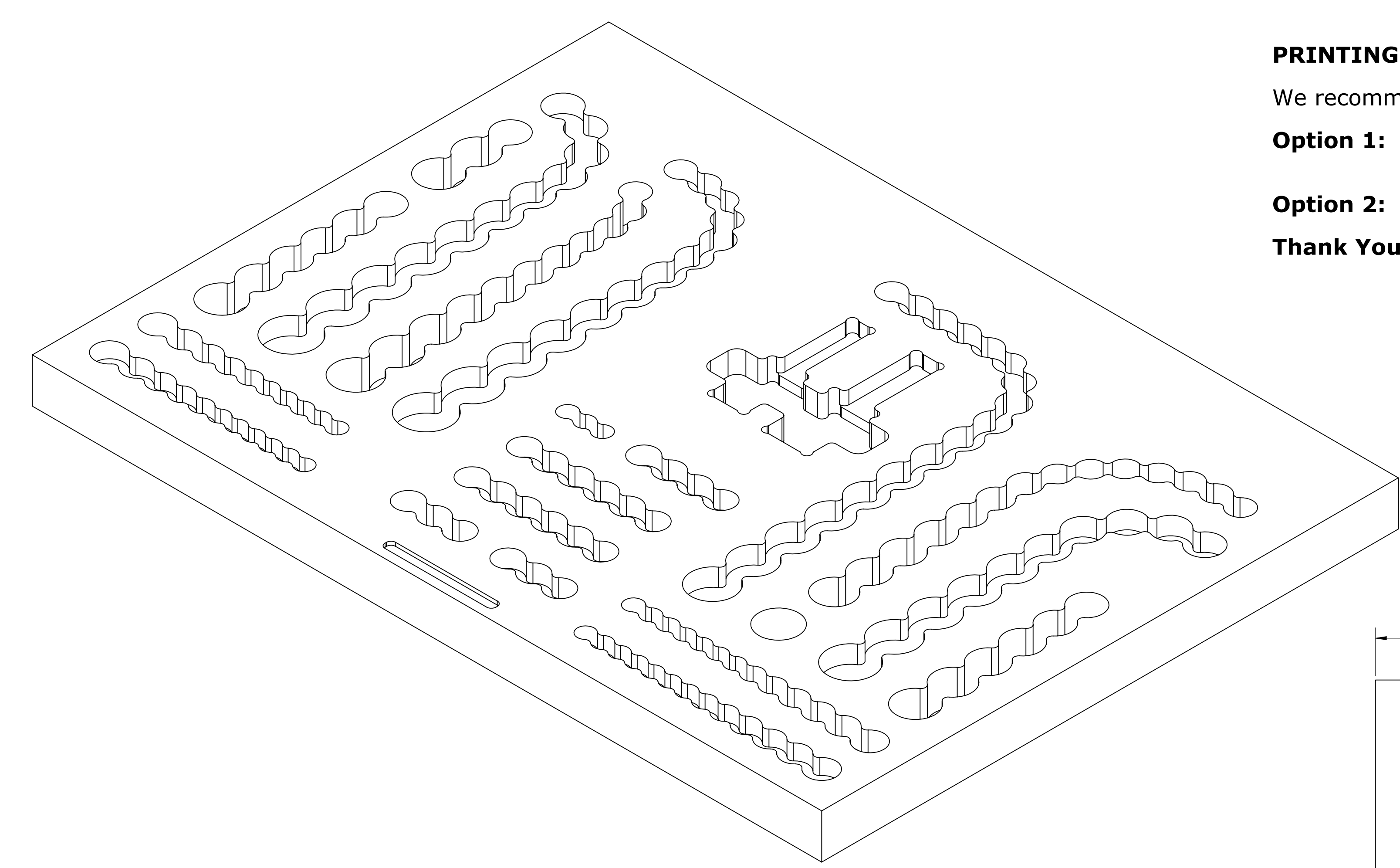
PRINTING INSTRUCTIONS

We recommend printing at full-scale to check the fit with your tools before ordering.

Option 1: Print this page full-scale on a large-format printer (E-Size, 44 inches X 34 inches).

Option 2: Print page 2 - 9 on 8-1/2 X 11 inch paper and assemble.

Thank You!




PART NUMBER **F-03102-T**

1.00 IN

PAGE KEY

X									

1.00
IN



Print on Letter at 100%

DATE CREATED

17 APR 2019


PART NUMBER

F-03102-T

Print on Letter at 100%

1.00
IN

1.00 IN



PAGE KEY

X

DATE CREATED

17 APR 2019


PART NUMBER

F-03102-T

Print on Letter at 100%

1.00
IN

1.00 IN



PAGE KEY



DATE CREATED

17 APR 2019

PART NUMBER


F-03102-T



Print on Letter at 100%

1.00
IN

1.00 IN



DATE CREATED

17 APR 2019

PART NUMBER

F-03102-T


1.00 IN

PAGE KEY

X									
---	--	--	--	--	--	--	--	--	--

1.00
IN

Print on Letter at 100%



DATE CREATED

17 APR 2019

PART NUMBER

F-03102-T


1.00 IN

PAGE KEY



1.00
IN

Print on Letter at 100%



DATE CREATED

17 APR 2019

PART NUMBER

F-03102-T


1.00 IN

PAGE KEY



1.00
IN

Print on Letter at 100%



DATE CREATED

17 APR 2019

PART NUMBER

F-03102-T


1.00 IN

PAGE KEY



1.00
IN

Print on Letter at 100%



DATE CREATED

17 APR 2019

PART NUMBER

F-03102-T