

PRINTING INSTRUCTIONS

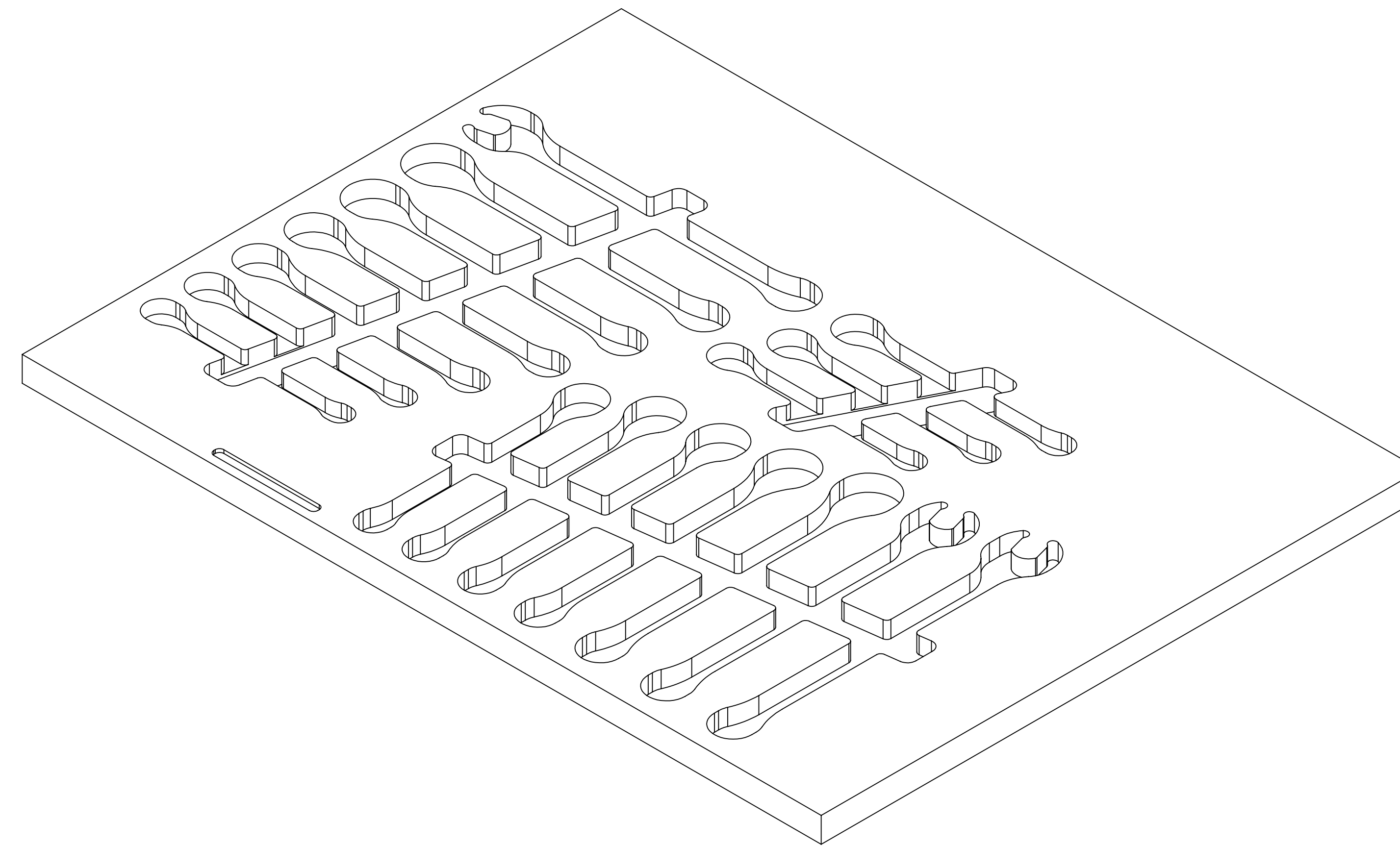
We recommend printing at full-scale to check the fit with your tools before ordering.

Option 1: Print this page full-scale on a large-format printer (E-Size, 44 inches X 34 inches).

Option 2: Print page 2 - 9 on 8-1/2 X 11 inch paper and assemble.

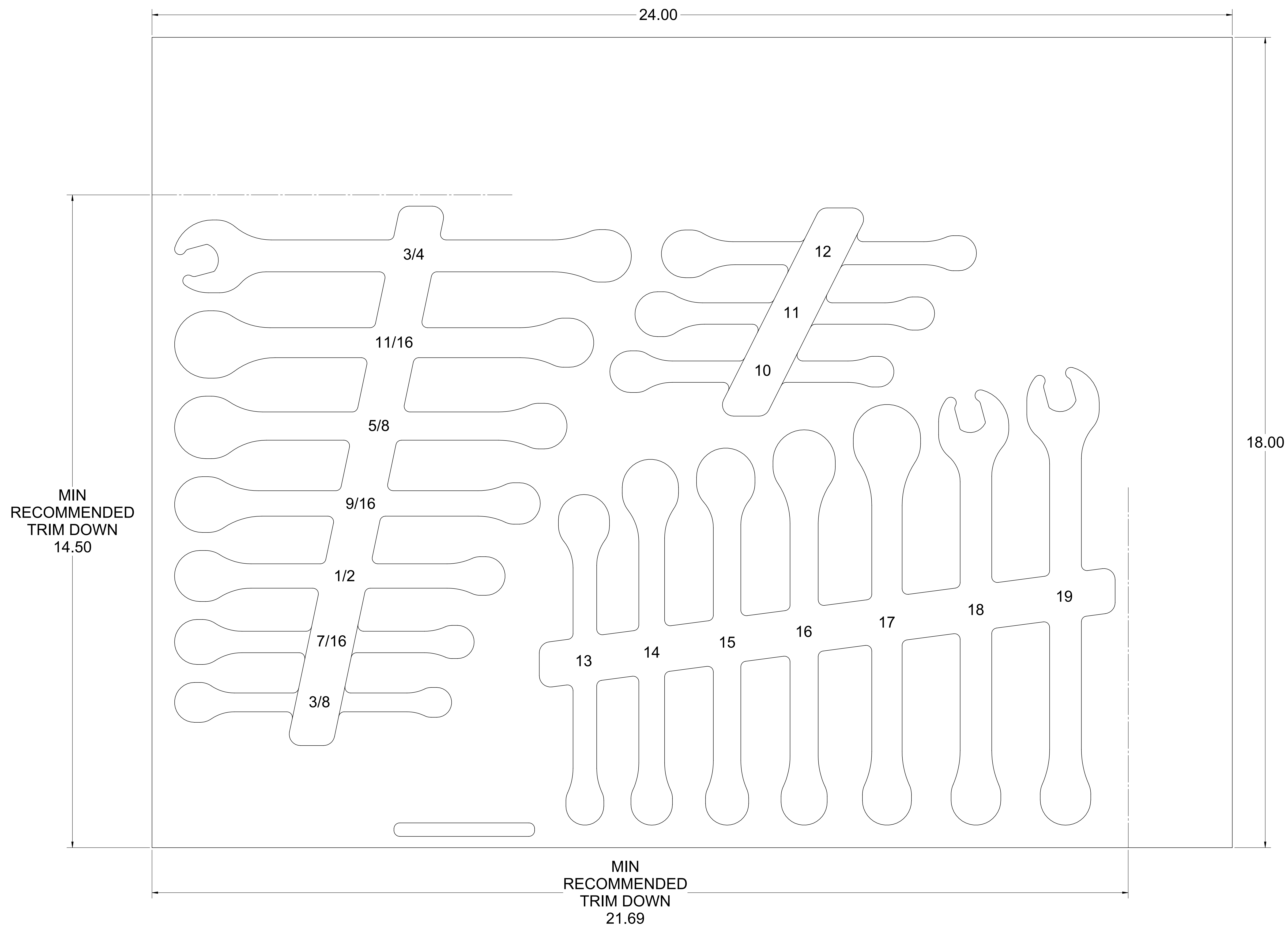
Thank You!

THE INFORMATION CONTAINED ON THIS DRAWING IS THE SOLE PROPERTY OF FOAMFIT TOOLS AND MAY NOT BE USED WITHOUT PERMISSION. Copyright 2018 FoamFit Tools



5.00
IN

5.00
IN




PART NUMBER
F-02955-R

PART NUMBER

Print on Letter at 100%

1.00 IN

1.00 IN



PAGE KEY

X					

DATE CREATED

04 OCT 2018


PART NUMBER

F-02955-R

Print on Letter at 100%

1.00 IN

1.00
IN



PAGE KEY



DATE CREATED

04 OCT 2018


PART NUMBER

F-02955-R

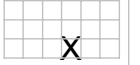
Print on Letter at 100%

1.00 IN

1.00
IN



PAGE KEY



DATE CREATED

04 OCT 2018

PART NUMBER

F-02955-R


1.00 IN

PAGE KEY

X									
---	--	--	--	--	--	--	--	--	--

1.00
IN

Print on Letter at 100%




PART NUMBER
F-02955-R

DATE CREATED
04 OCT 2018


1.00 IN

PAGE KEY



1.00
IN

Print on Letter at 100%



DATE CREATED

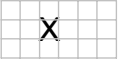
04 OCT 2018

PART NUMBER

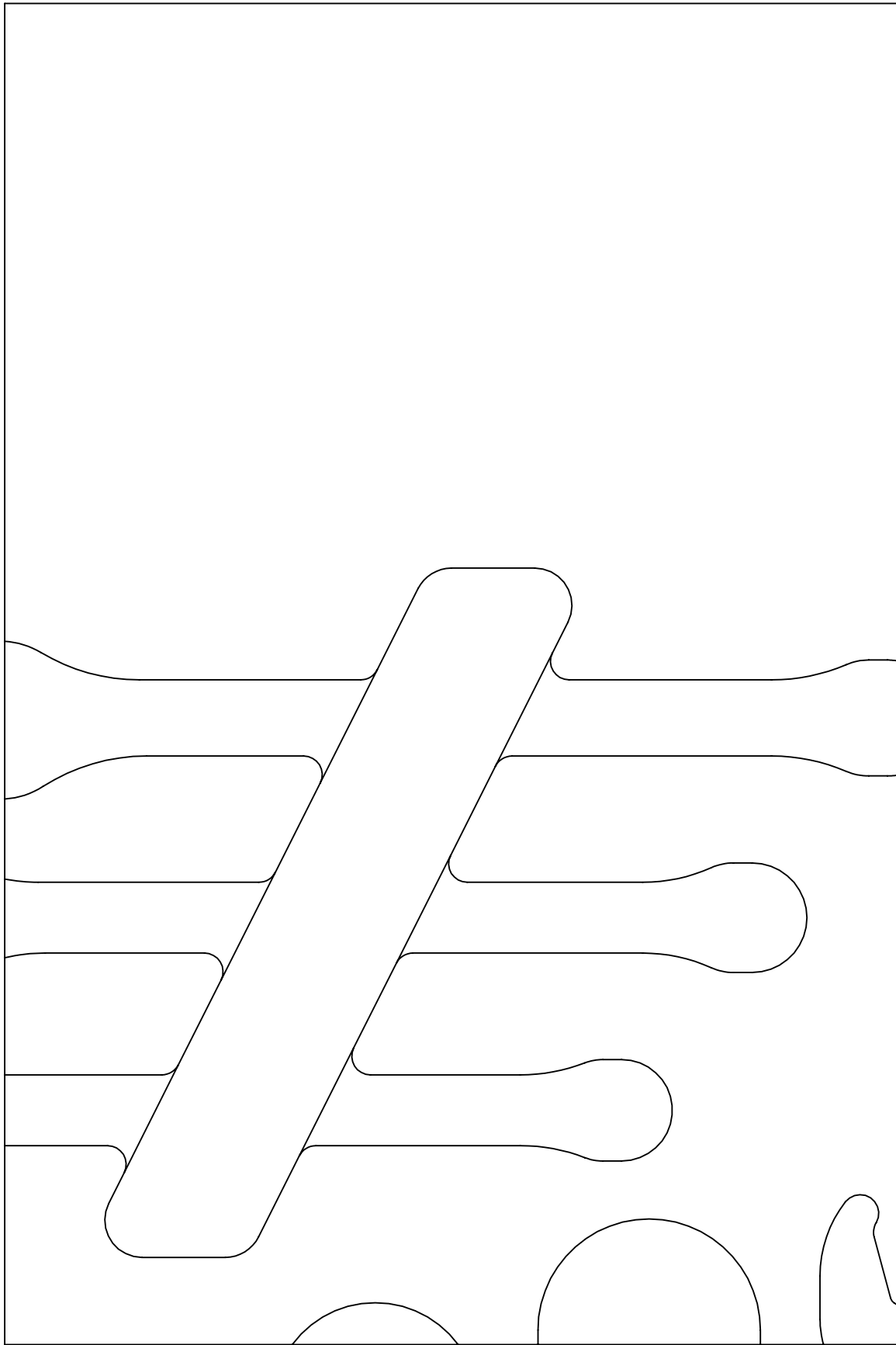
F-02955-R

← 1.00 IN →

PAGE KEY



↑ 1.00 IN ↓



Print on Letter at 100%


PART NUMBER	DATE CREATED
F-02955-R	04 OCT 2018

1.00 IN

PAGE KEY



1.00
IN



Print on Letter at 100%

DATE CREATED

04 OCT 2018

PART NUMBER

F-02955-R