

PRINTING INSTRUCTIONS

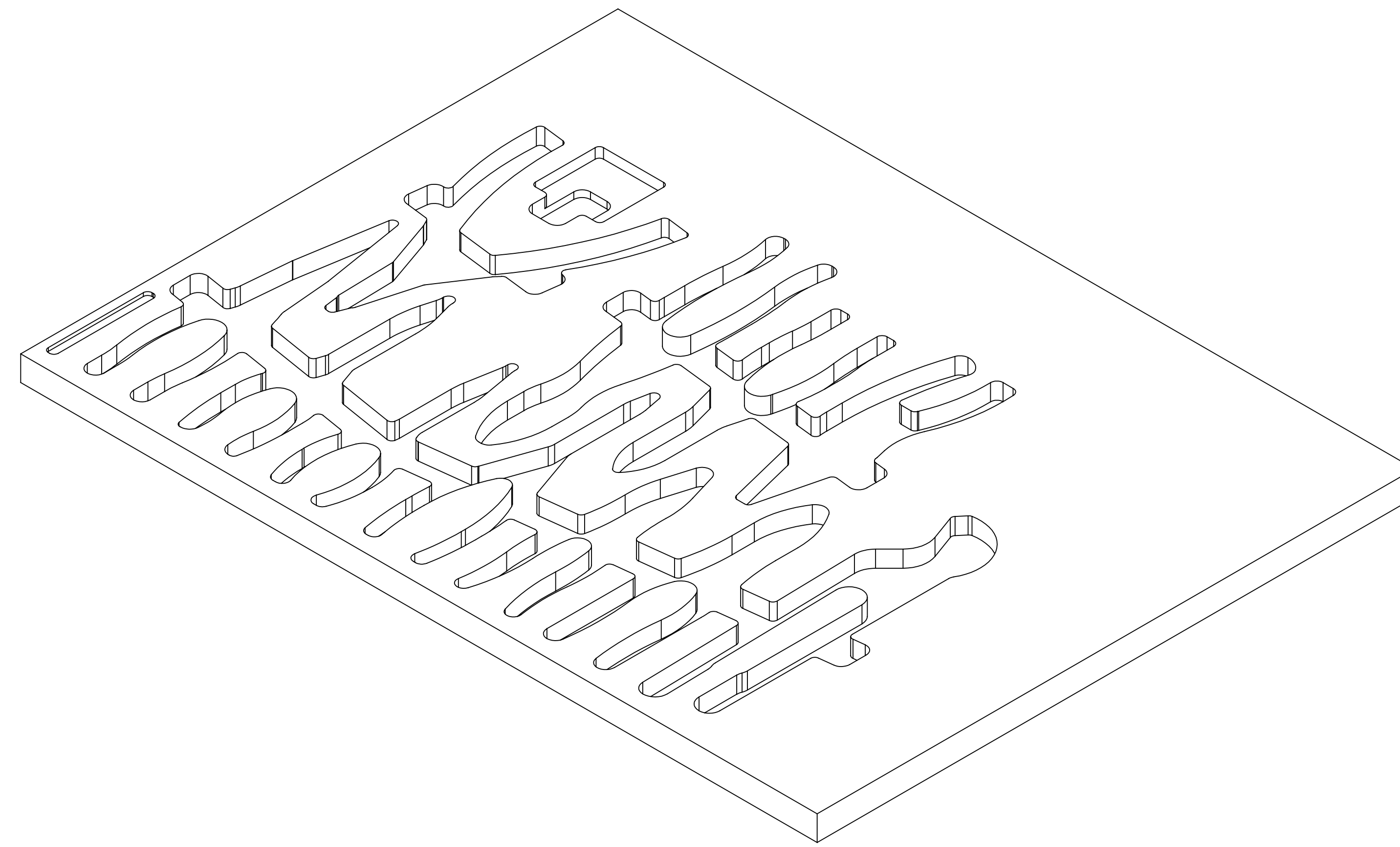
We recommend printing at full-scale to check the fit with your tools before ordering.

Option 1: Print this page full-scale on a large-format printer (E-Size, 44 inches X 34 inches).

Option 2: Print page 2 - 9 on 8-1/2 X 11 inch paper and assemble.

Thank You!

THE INFORMATION CONTAINED ON THIS DRAWING IS THE SOLE PROPERTY OF FOAMFIT TOOLS AND MAY NOT BE USED WITHOUT PERMISSION. Copyright 2018 FoamFit Tools



5.00
IN

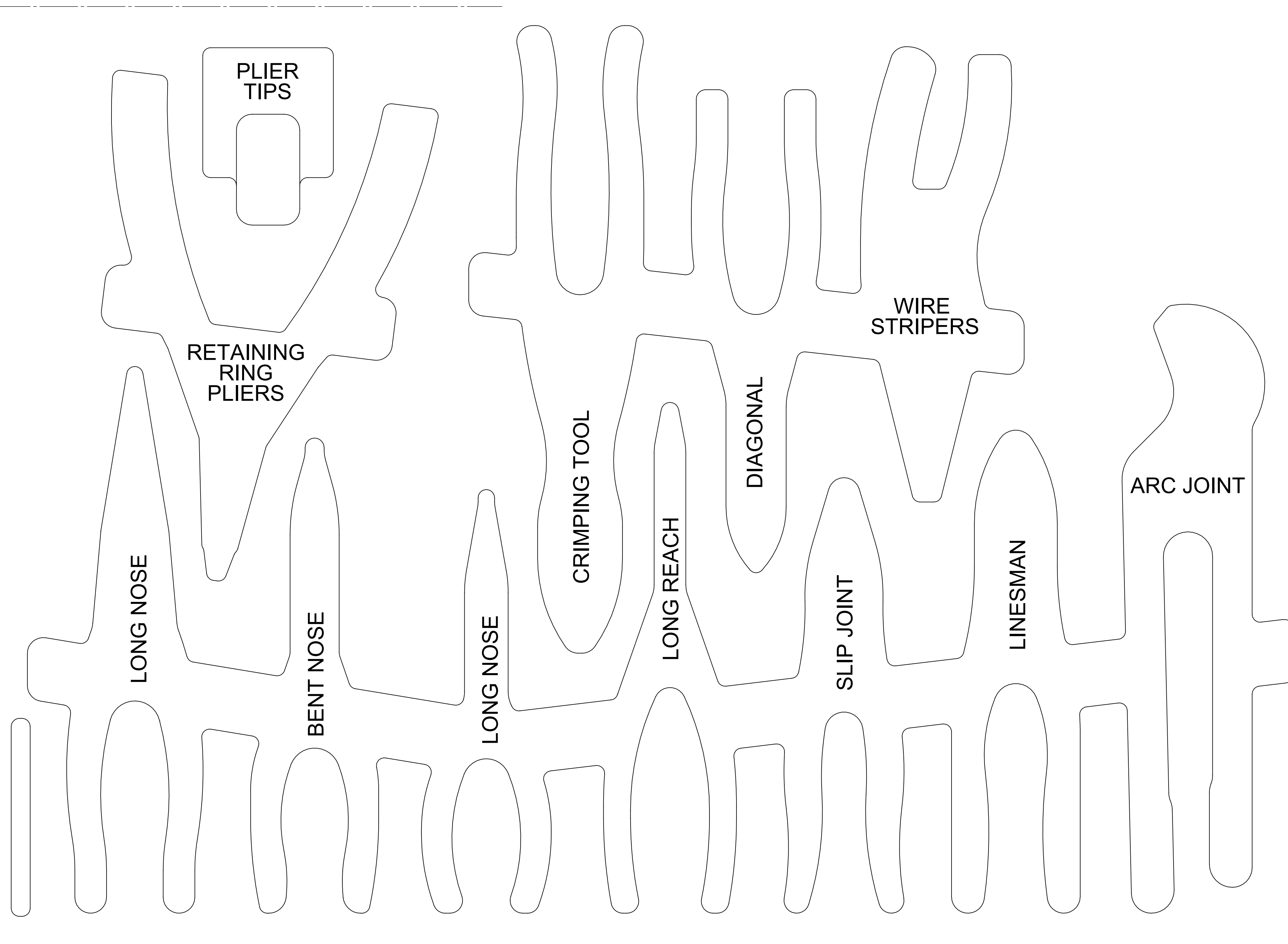
5.00
IN

24.00

18.00

MIN
RECOMMENDED
TRIM DOWN
14.81

MIN
RECOMMENDED
TRIM DOWN
20.88



PART NUMBER
F-02600-R


PART NUMBER
F-02600-R

1.00 IN

PAGE KEY



1.00
IN



Print on Letter at 100%

DATE CREATED

27 JUN 2018

PART NUMBER


F-02600-R

1.00 IN

PAGE KEY



1.00
IN



Print on Letter at 100%

DATE CREATED

27 JUN 2018

PART NUMBER


F-02600-R

1.00 IN

PAGE KEY



1.00
IN



Print on Letter at 100%


DATE CREATED

27 JUN 2018

PART NUMBER

F-02600-R

Print on Letter at 100%



DATE CREATED

27 JUN 2018

PART NUMBER

F-02600-R


1.00 IN

PAGE KEY



1.00
IN

Print on Letter at 100%



DATE CREATED

27 JUN 2018

PART NUMBER

F-02600-R


1.00 IN

PAGE KEY



1.00
IN

Print on Letter at 100%



DATE CREATED

27 JUN 2018

PART NUMBER

F-02600-R


1.00 IN

PAGE KEY



1.00 IN

Print on Letter at 100%



DATE CREATED

27 JUN 2018

PART NUMBER

F-02600-R

1.00 IN

PAGE KEY



1.00
IN

Print on Letter at 100%



DATE CREATED

27 JUN 2018

PART NUMBER

F-02600-R