

**PRINTING INSTRUCTIONS**

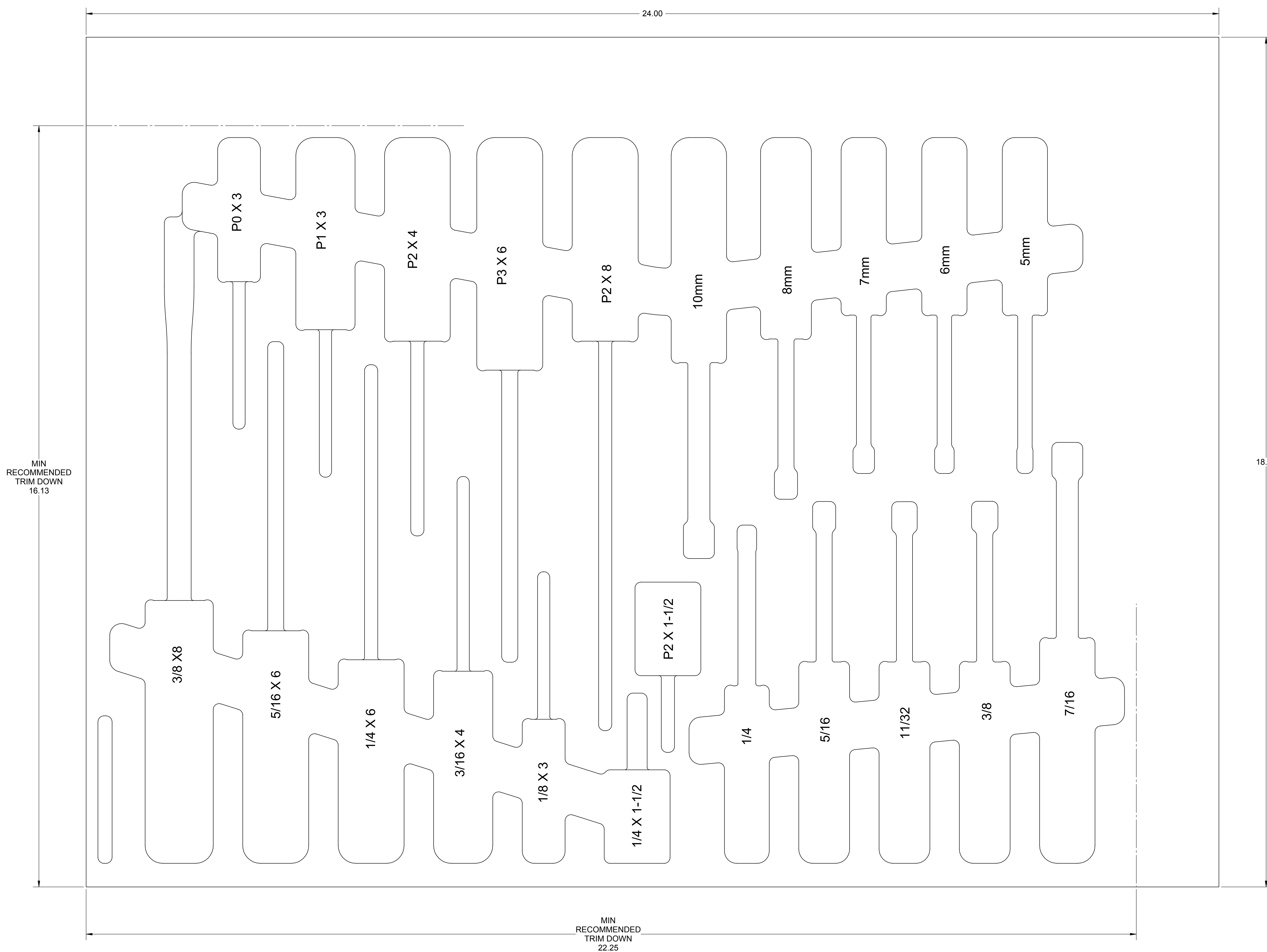
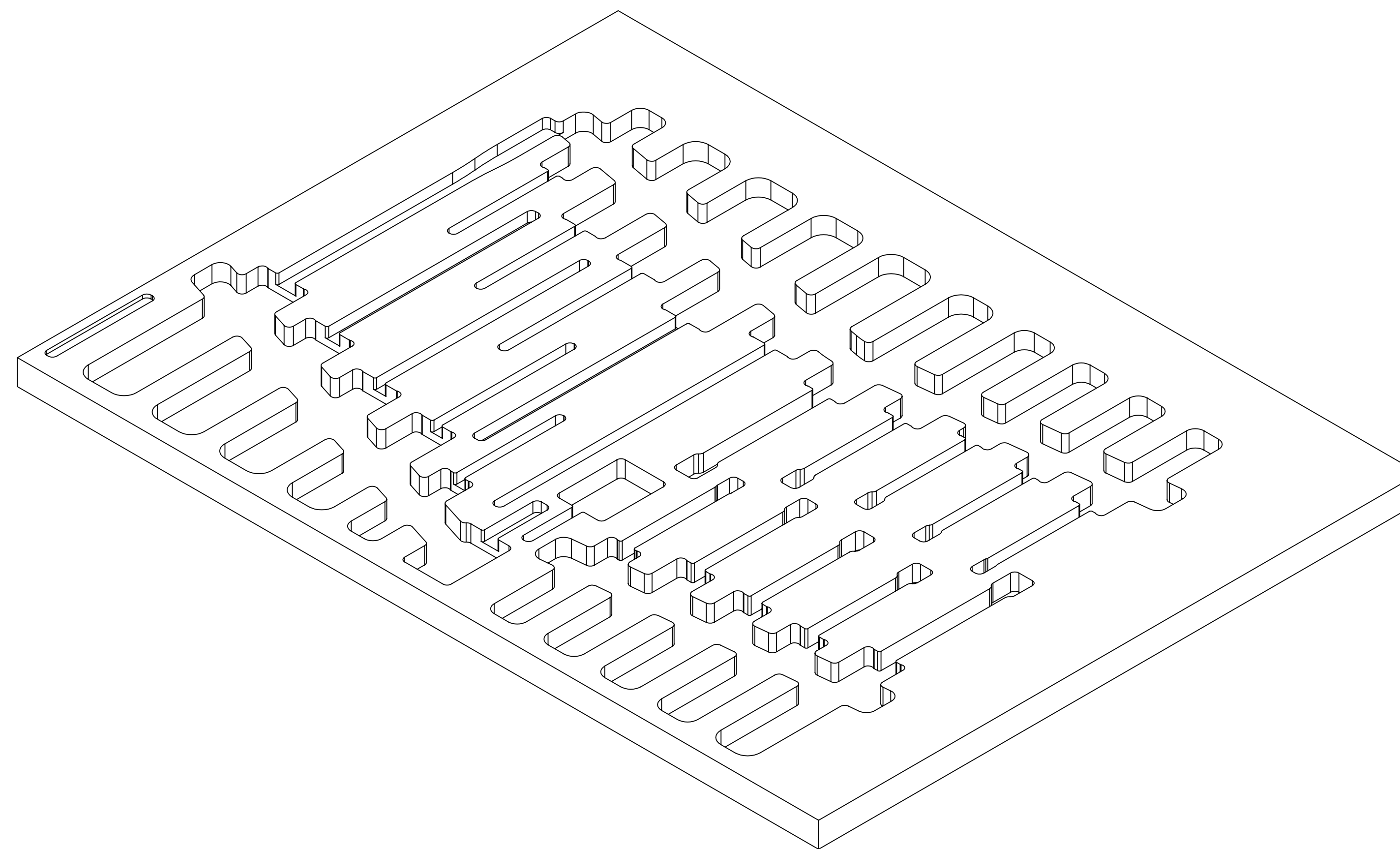
We recommend printing at full-scale to check the fit with your tools before ordering.

**Option 1:** Print this page full-scale on a large-format printer (E-Size, 44 inches X 34 inches).

**Option 2:** Print page 2 - 9 on 8-1/2 X 11 inch paper and assemble.

**Thank You!**

THE INFORMATION CONTAINED ON THIS DRAWING IS THE SOLE PROPERTY OF FOAMFIT TOOLS AND MAY NOT BE USED WITHOUT PERMISSION. Copyright 2016 FoamFit Tools




PART NUMBER **F1A-01524**

Print on Letter at 100%

1.00  
IN

1.00 IN



PAGE KEY




DATE CREATED

**13 JUL 2016**

PART NUMBER

**F1A-01524**

Print on Letter at 100%



PAGE KEY




DATE CREATED

**13 JUL 2016**

PART NUMBER

**F1A-01524**

Print on Letter at 100%



← 1.00 IN →

↑ 1.00 IN ↓

PAGE KEY




DATE CREATED

**13 JUL 2016**

PART NUMBER

**F1A-01524**

Print on Letter at 100%



1.00 IN

1.00  
IN

PAGE KEY



DATE CREATED

**13 JUL 2016**

PART NUMBER

**F1A-01524**


1.00 IN

PAGE KEY

X				
---	--	--	--	--

1.00  
IN

Print on Letter at 100%



DATE CREATED

**13 JUL 2016**

PART NUMBER


**F1A-01524**

1.00 IN

PAGE KEY



1.00  
IN



Print on Letter at 100%

DATE CREATED

**13 JUL 2016**

PART NUMBER


**F1A-01524**

← 1.00 IN →

PAGE KEY



↑  
1.00  
IN  
↓



Print on Letter at 100%

DATE CREATED

**13 JUL 2016**

PART NUMBER

**F1A-01524**




1.00 IN

PAGE KEY



1.00  
IN

Print on Letter at 100%



DATE CREATED

**13 JUL 2016**

PART NUMBER

**F1A-01524**