

PRINTING INSTRUCTIONS

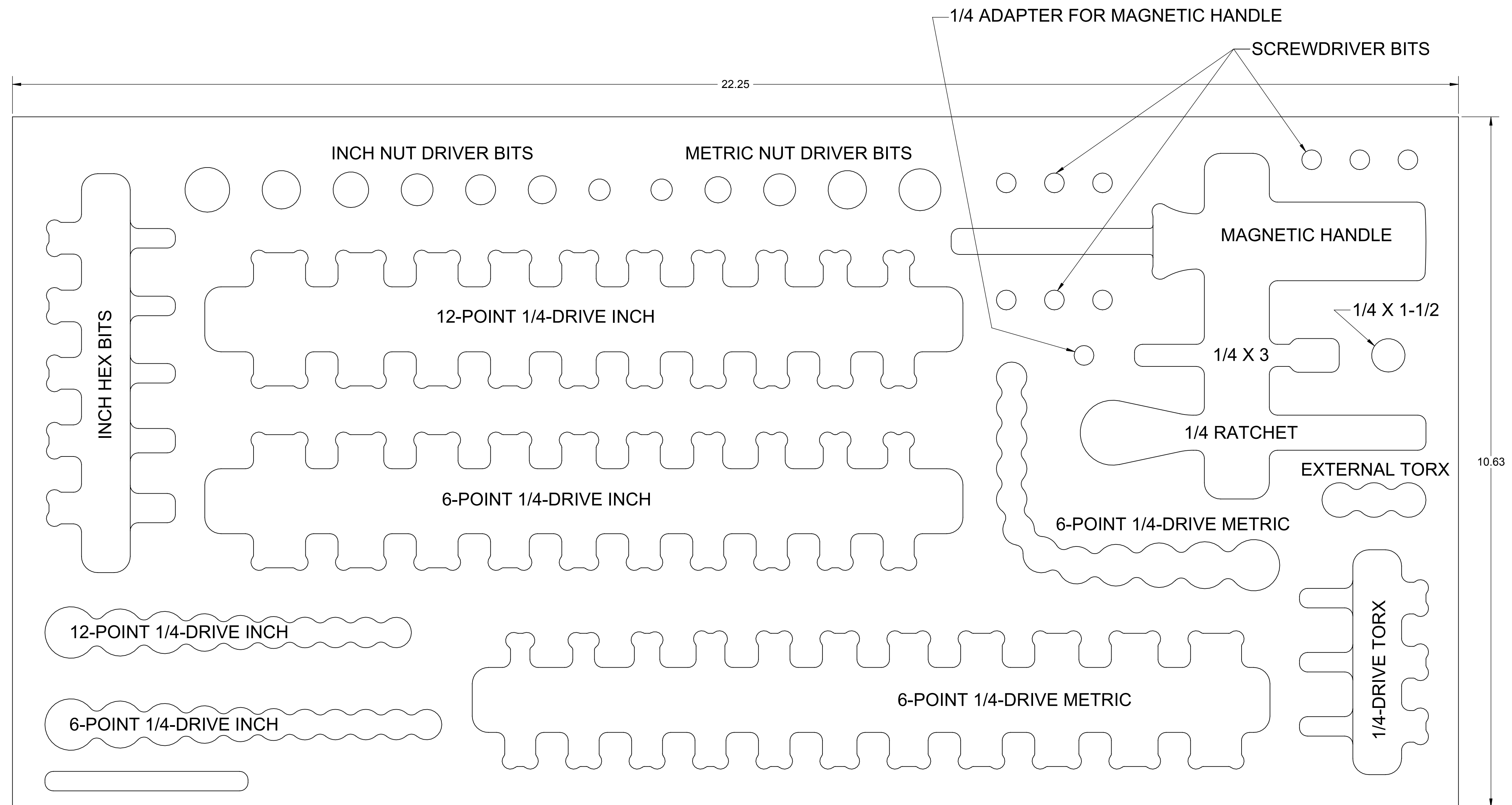
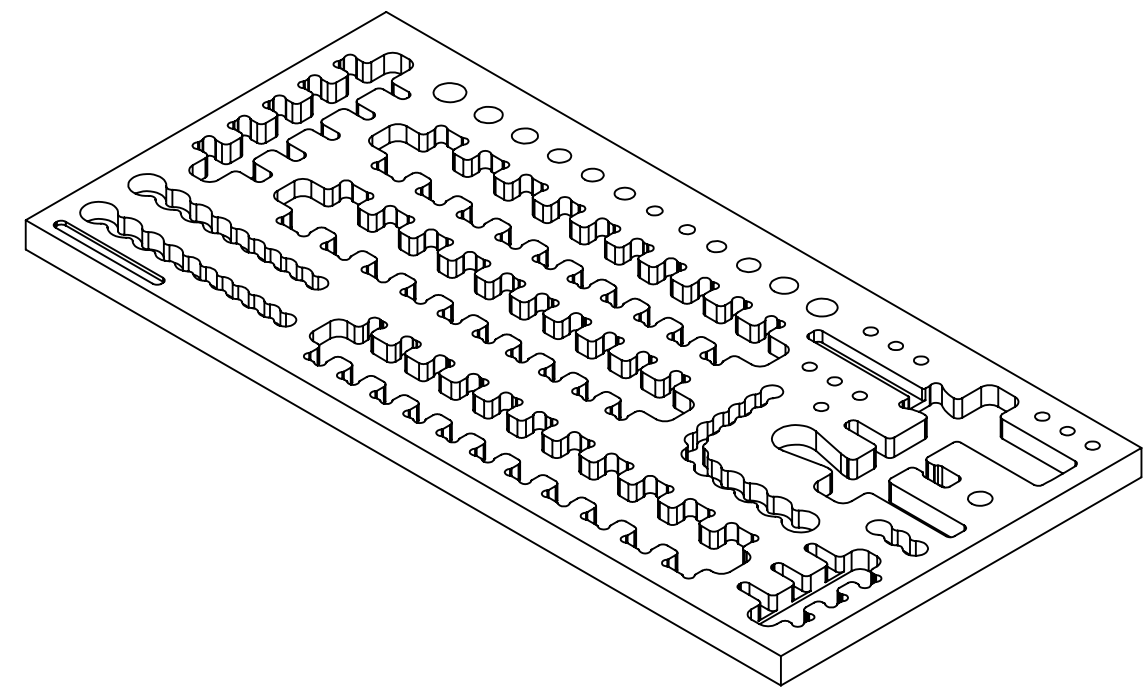
We recommend printing at full-scale to check the fit with your tools before ordering.

Option 1: Print this page full-scale on a large-format printer (D-Size, 34 inches X 22 inches).

Option 2: Print page 2 - 9 on 8-1/2 X 11 inch paper and assemble.

Thank You!

**THE INFORMATION CONTAINED ON THIS DRAWING IS THE SOLE PROPERTY OF FOAMFIT TOOLS AND MAY NOT BE USED WITHOUT PERMISSION.
Copyright 2015 FoamFit Tools**




PART NUMBER F1S-00990

PART NUMBER F1S-00990	DATE CREATED 12 MAR 2015	DATE REVISED
--	---	---------------------

Print on Letter at 100%

1.00 IN

1.00 IN



PAGE KEY



DATE CREATED

12 MAR 2015

PART NUMBER


F1S-00990

1.00 IN

PAGE KEY



1.00
IN



Print on Letter at 100%

DATE CREATED

12 MAR 2015

PART NUMBER


F1S-00990

1.00 IN

PAGE KEY



1.00 IN



Print on Letter at 100%

DATE CREATED

12 MAR 2015


PART NUMBER

F1S-00990

Print on Letter at 100%

1.00
IN

1.00 IN



PAGE KEY



DATE CREATED

12 MAR 2015

PART NUMBER

F1S-00990

1.00 IN

PAGE KEY

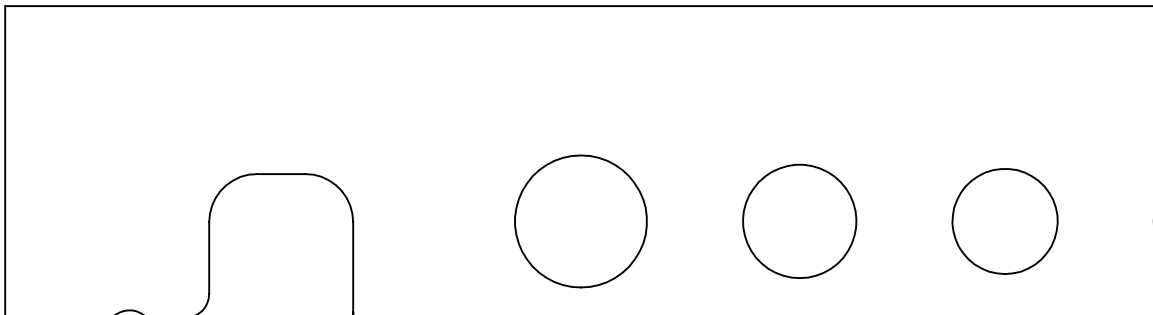


1.00
IN

DATE CREATED
12 MAR 2015

PART NUMBER
F1S-00990

Print on Letter at 100%



1.00 IN

PAGE KEY




1.00
IN

DATE CREATED
12 MAR 2015

PART NUMBER
F1S-00990

Print on Letter at 100%



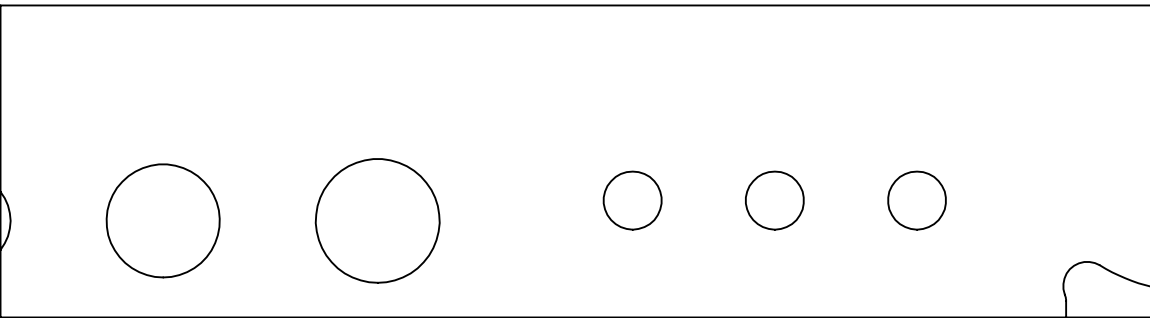
1.00 IN

PAGE KEY



1.00
IN

Print on Letter at 100%



DATE CREATED
12 MAR 2015

PART NUMBER
F1S-00990

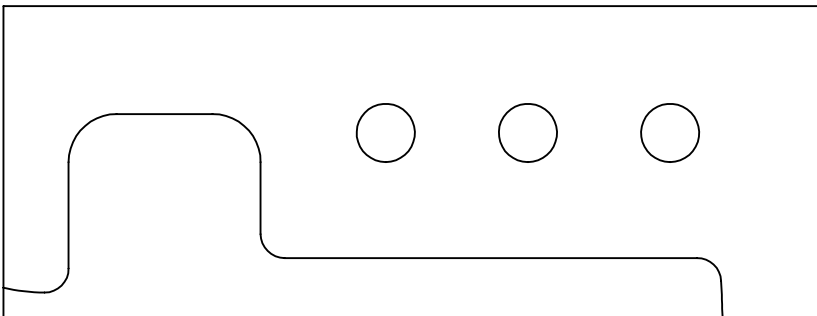
1.00 IN

PAGE KEY



1.00
IN

Print on Letter at 100%



DATE CREATED

12 MAR 2015

PART NUMBER

F1S-00990