

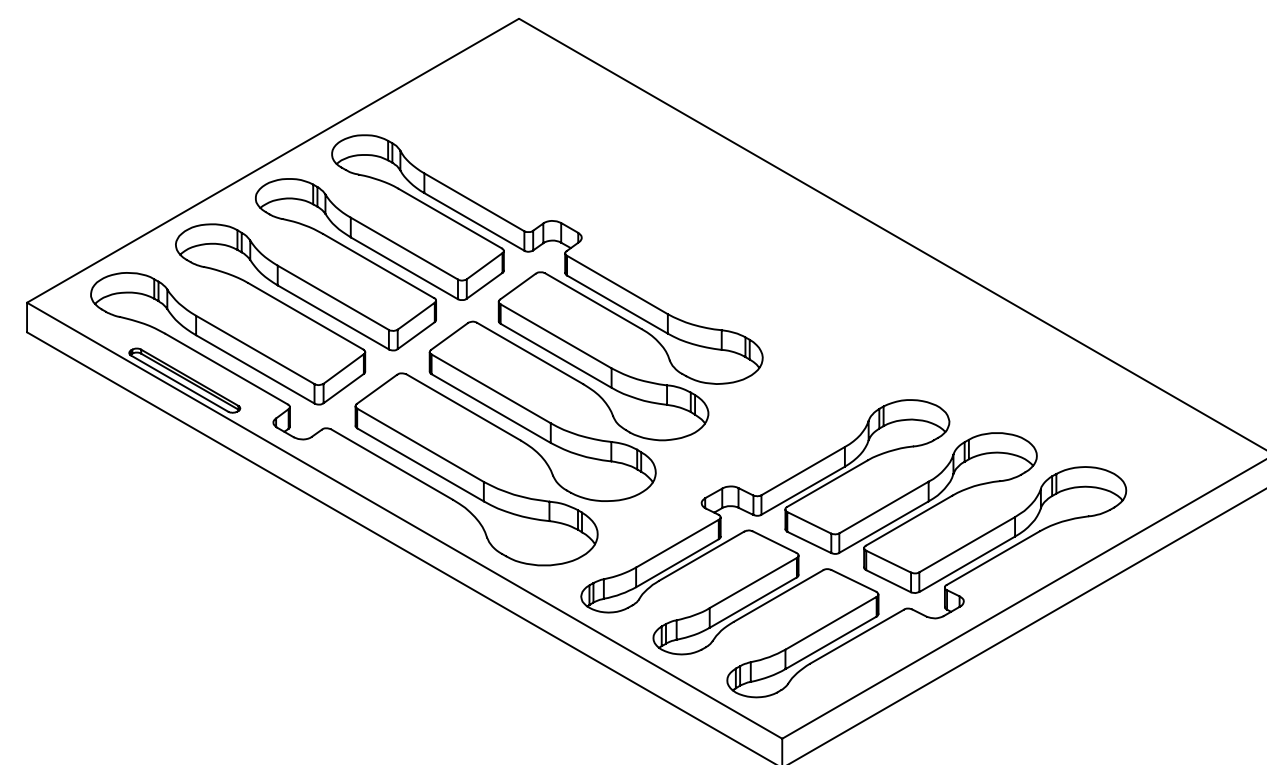
**PRINTING INSTRUCTIONS**

We recommend printing at full-scale to check the fit with your tools before ordering.

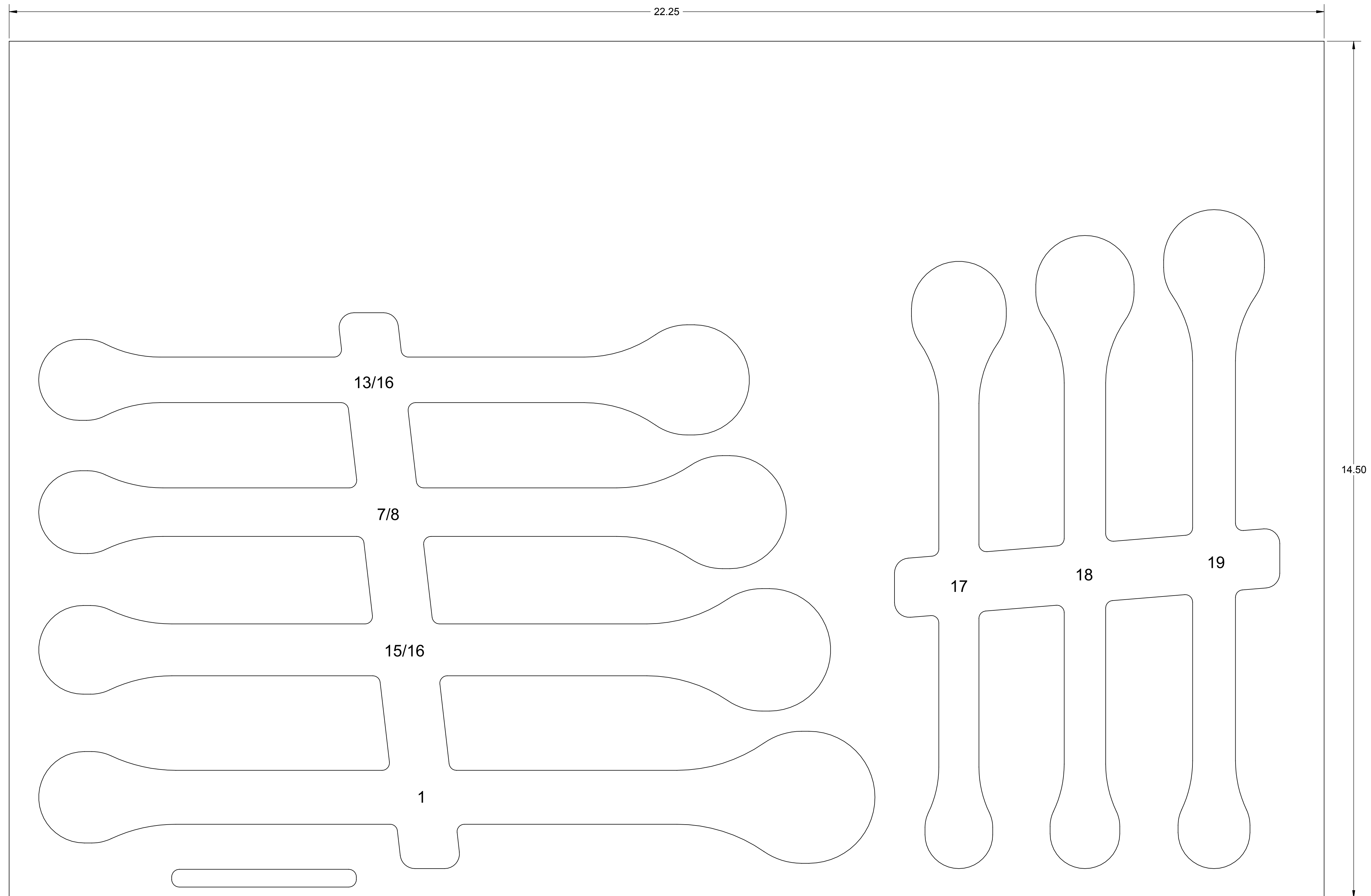
**Option 1:** Print this page full-scale on a large-format printer (D-Size, 34 inches X 22 inches).

**Option 2:** Print page 2 - 9 on 8-1/2 X 11 inch paper and assemble.

**Thank You!**



THE INFORMATION CONTAINED ON THIS DRAWING IS THE SOLE PROPERTY OF FOAMFIT TOOLS AND MAY NOT BE USED WITHOUT PERMISSION.  
Copyright 2016 FoamFit Tools




PART NUMBER  
**F1M-01458**

1.00 IN

PAGE KEY



1.00 IN



Print on Letter at 100%

DATE CREATED

**19 MAY 2016**

PART NUMBER

**F1M-01458**

← 1.00 IN →

PAGE KEY



↑ 1.00 IN ↓



Print on Letter at 100%


DATE CREATED

**19 MAY 2016**

PART NUMBER

**F1M-01458**

Print on Letter at 100%



1.00 IN

1.00 IN

PAGE KEY




DATE CREATED

**19 MAY 2016**

PART NUMBER

**F1M-01458**

Print on Letter at 100%



← 1.00 IN →

↑ 1.00 IN ↓

PAGE KEY



PART NUMBER  
**F1M-01458**

DATE CREATED  
**19 MAY 2016**


1.00 IN

PAGE KEY



1.00  
IN

Print on Letter at 100%



DATE CREATED

**19 MAY 2016**

PART NUMBER

**F1M-01458**


1.00 IN

PAGE KEY



1.00  
IN

Print on Letter at 100%



DATE CREATED

**19 MAY 2016**

PART NUMBER

**F1M-01458**


1.00 IN

PAGE KEY



1.00  
IN

Print on Letter at 100%



DATE CREATED

**19 MAY 2016**

PART NUMBER

**F1M-01458**




1.00 IN

PAGE KEY



1.00  
IN

Print on Letter at 100%



DATE CREATED

**19 MAY 2016**

PART NUMBER

**F1M-01458**