

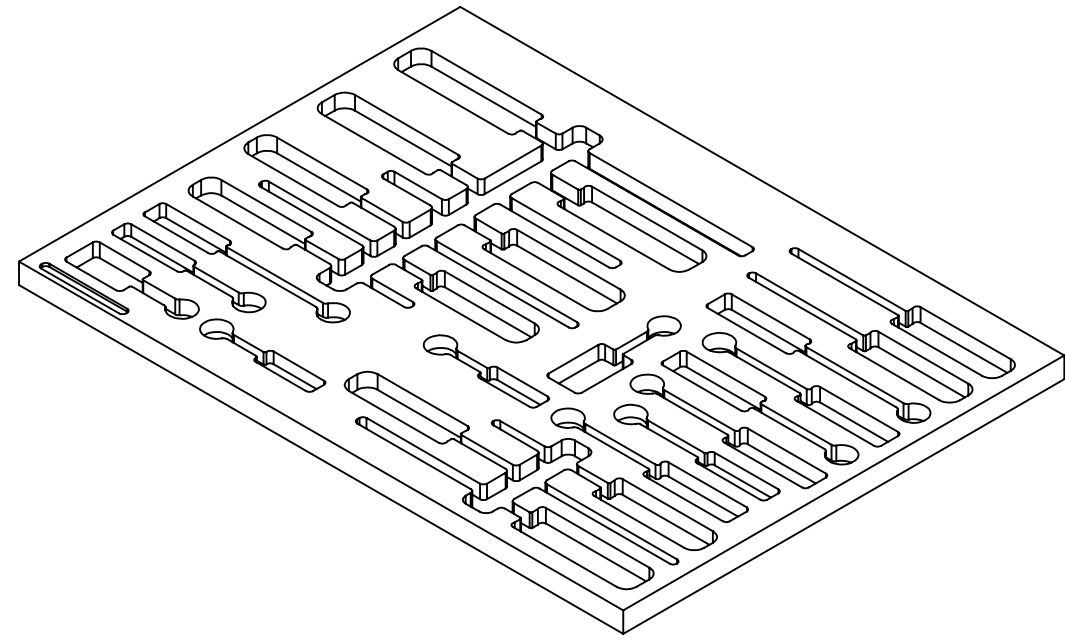
PRINTING INSTRUCTIONS

We recommend printing at full-scale to check the fit with your tools before ordering.

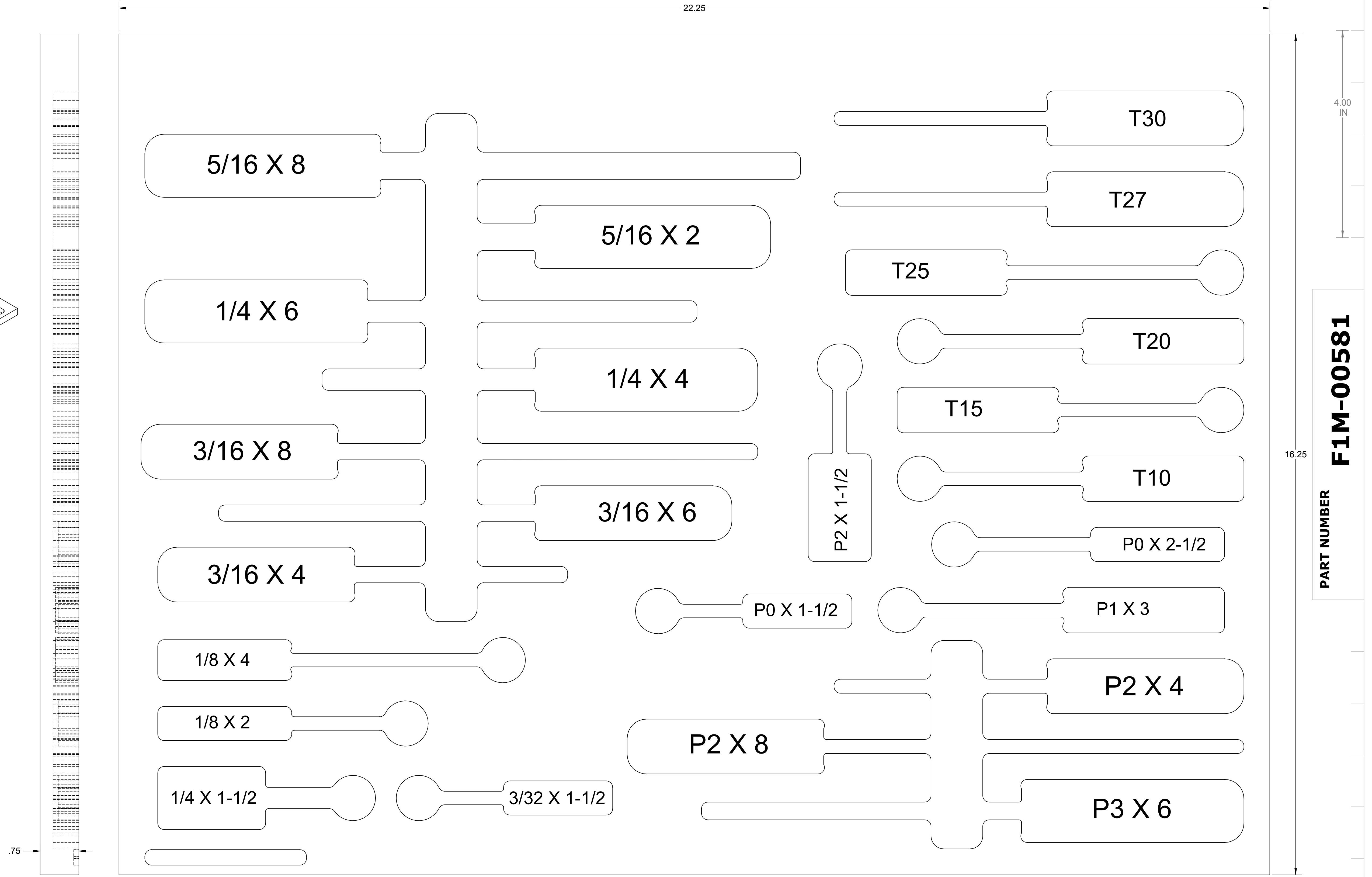
Option 1: Print this page full-scale on a large-format printer (D-Size, 34 inches X 22 inches).

Option 2: Print page 2 - 9 on 8-1/2 X 11 inch paper and assemble.

Thank You!



THE INFORMATION CONTAINED ON THIS DRAWING IS THE SOLE PROPERTY OF FOAMFIT TOOLS AND MAY NOT BE USED WITHOUT PERMISSION.
Copyright 2013 FoamFit Tools




← 1.00 IN →

PAGE KEY



1.00
IN



Print on Letter at 100%

DATE CREATED

19 JUL 2013

PART NUMBER


F1M-00581

1.00 IN

PAGE KEY



1.00
IN



Print on Letter at 100%

DATE CREATED

19 JUL 2013

PART NUMBER


F1M-00581

1.00 IN

PAGE KEY



1.00
IN



Print on Letter at 100%

DATE CREATED

19 JUL 2013

PART NUMBER


F1M-00581

1.00 IN

PAGE KEY



1.00
IN



Print on Letter at 100%

DATE CREATED

19 JUL 2013

PART NUMBER


F1M-00581

1.00 IN

PAGE KEY



1.00
IN



Print on Letter at 100%

DATE CREATED

19 JUL 2013

PART NUMBER


F1M-00581

1.00 IN

PAGE KEY



1.00
IN



Print on Letter at 100%

DATE CREATED

19 JUL 2013

PART NUMBER


F1M-00581

1.00 IN

PAGE KEY



1.00
IN



Print on Letter at 100%

DATE CREATED

19 JUL 2013

PART NUMBER


F1M-00581

← 1.00 IN →

PAGE KEY



1.00
IN



Print on Letter at 100%

DATE CREATED

19 JUL 2013

PART NUMBER

F1M-00581