

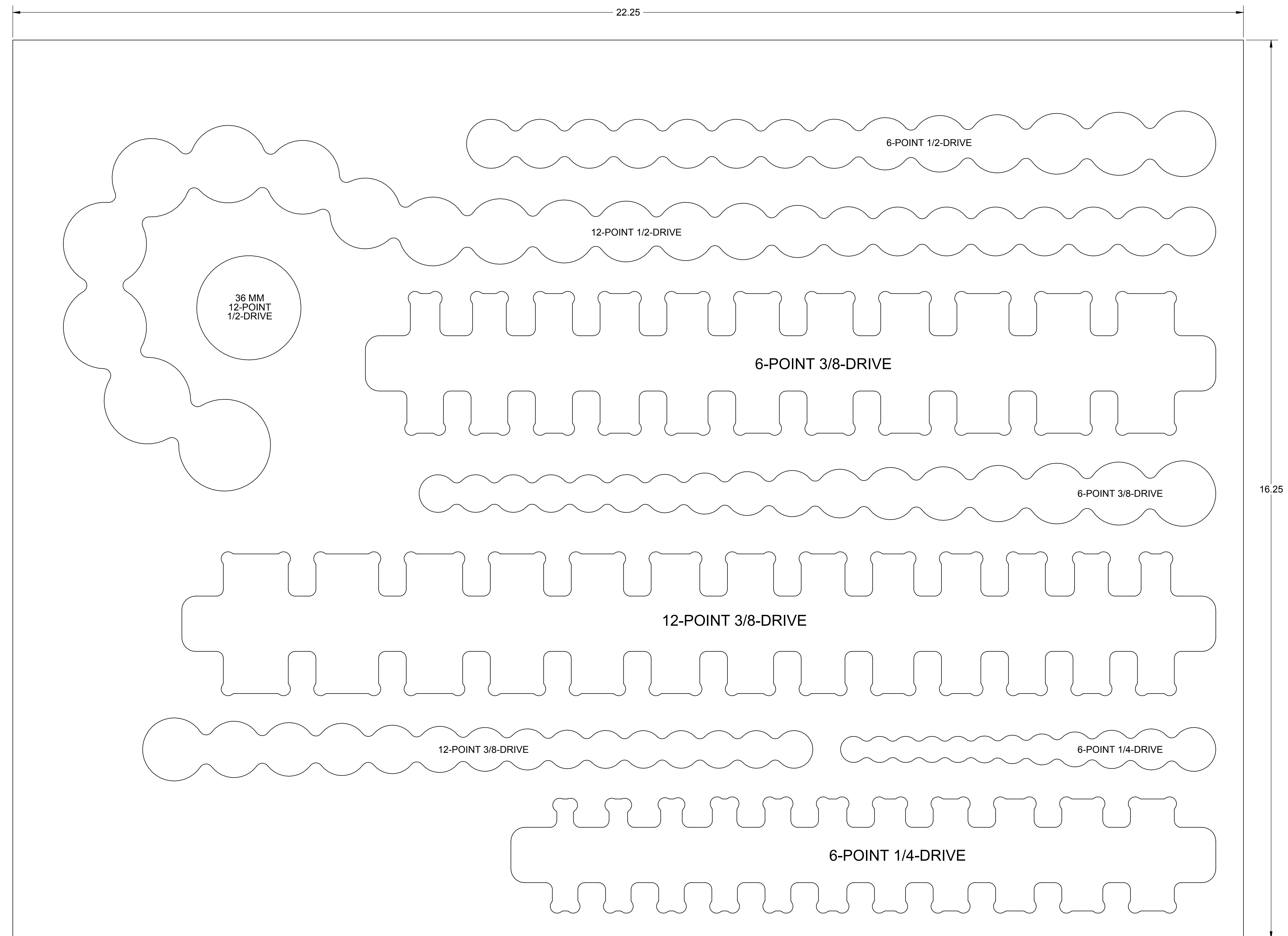
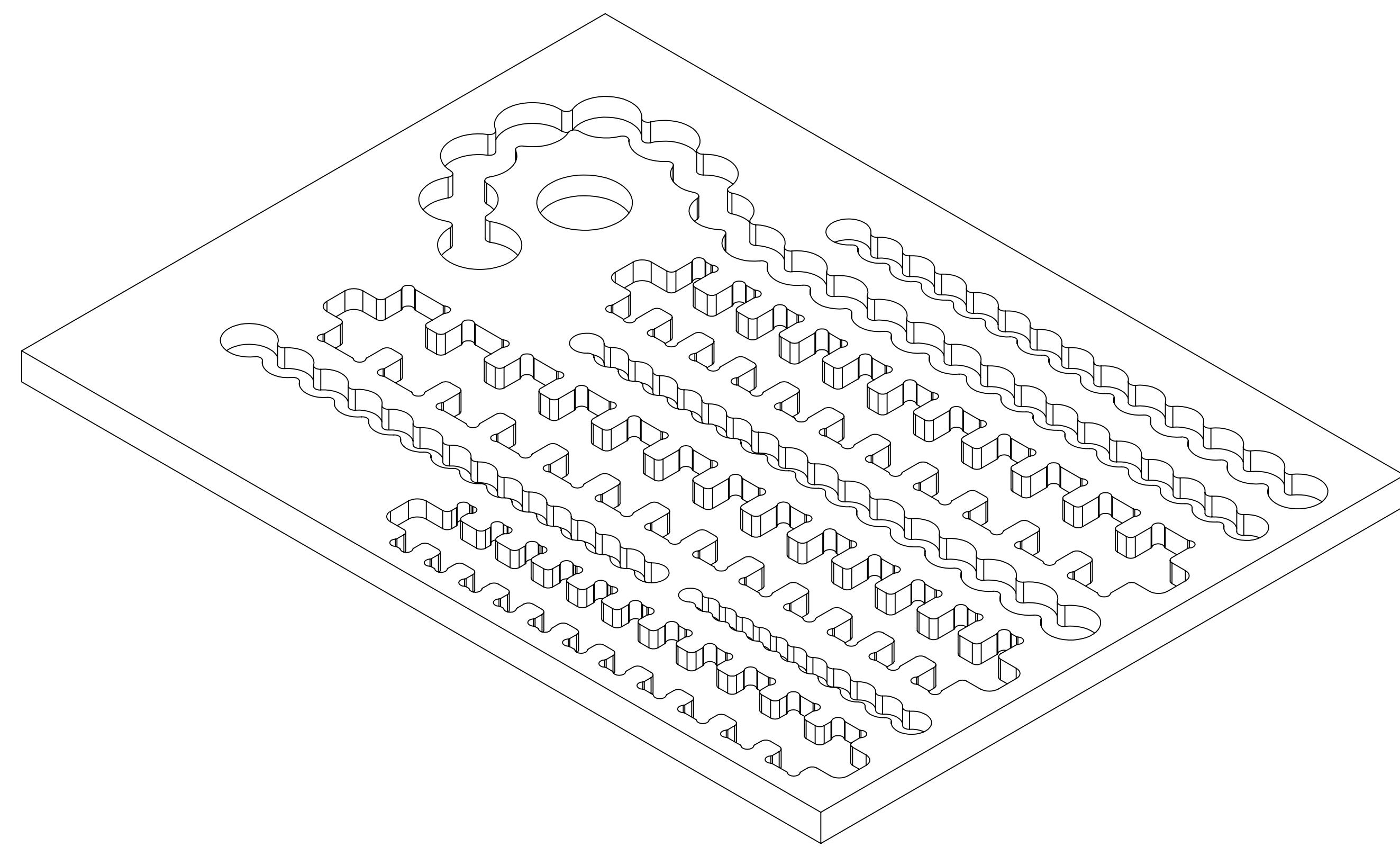
PRINTING INSTRUCTIONS

We recommend printing at full-scale to check the fit with your tools before ordering.

Option 1: Print this page full-scale on a large-format printer (E-Size, 44 inches X 34 inches).

Option 2: Print page 2 - 9 on 8-1/2 X 11 inch paper and assemble.

Thank You!



PART NUMBER
F1M-00182

**CAUTION
RECOMMENDED FOR A
3-INCH DRAWER HEIGHT**




1.00 IN

PAGE KEY



1.00
IN



Print on Letter at 100%

DATE CREATED

19 APR 2011

PART NUMBER


F1M-00182

1.00 IN

PAGE KEY



1.00
IN



Print on Letter at 100%

DATE CREATED

19 APR 2011

PART NUMBER


F1M-00182

1.00 IN

PAGE KEY



1.00
IN



Print on Letter at 100%

DATE CREATED

19 APR 2011

PART NUMBER


F1M-00182

1.00 IN

PAGE KEY



1.00
IN



Print on Letter at 100%

DATE CREATED

19 APR 2011

PART NUMBER


F1M-00182

1.00 IN

PAGE KEY



1.00
IN



Print on Letter at 100%

DATE CREATED

19 APR 2011

PART NUMBER


F1M-00182

1.00 IN

PAGE KEY



1.00
IN



Print on Letter at 100%

DATE CREATED

19 APR 2011

PART NUMBER


F1M-00182

1.00 IN

PAGE KEY



1.00
IN



Print on Letter at 100%

DATE CREATED

19 APR 2011

PART NUMBER

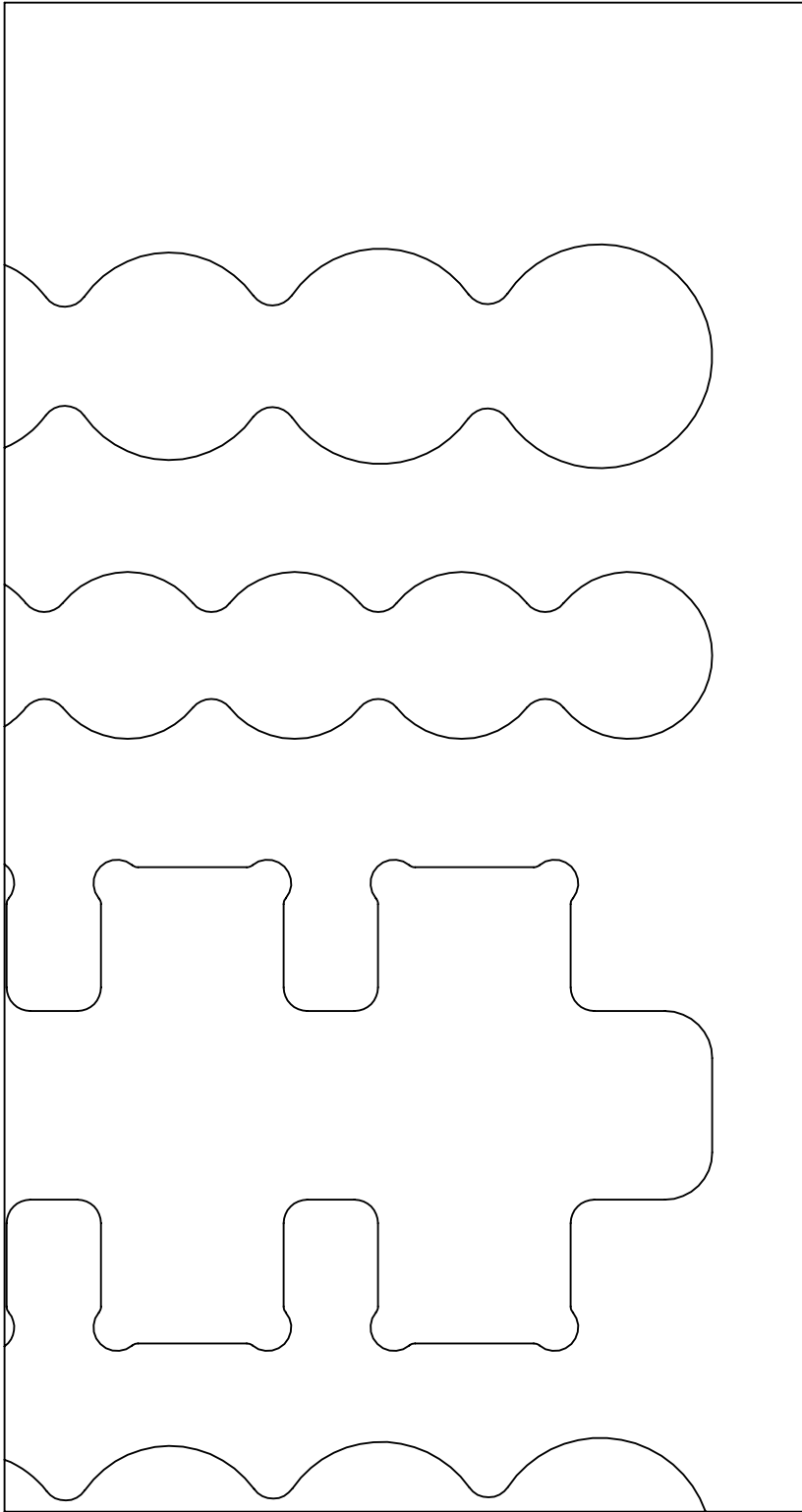
F1M-00182

1.00 IN

PAGE KEY



1.00
IN



Print on Letter at 100%

DATE CREATED

19 APR 2011

PART NUMBER

F1M-00182