

PRINTING INSTRUCTIONS

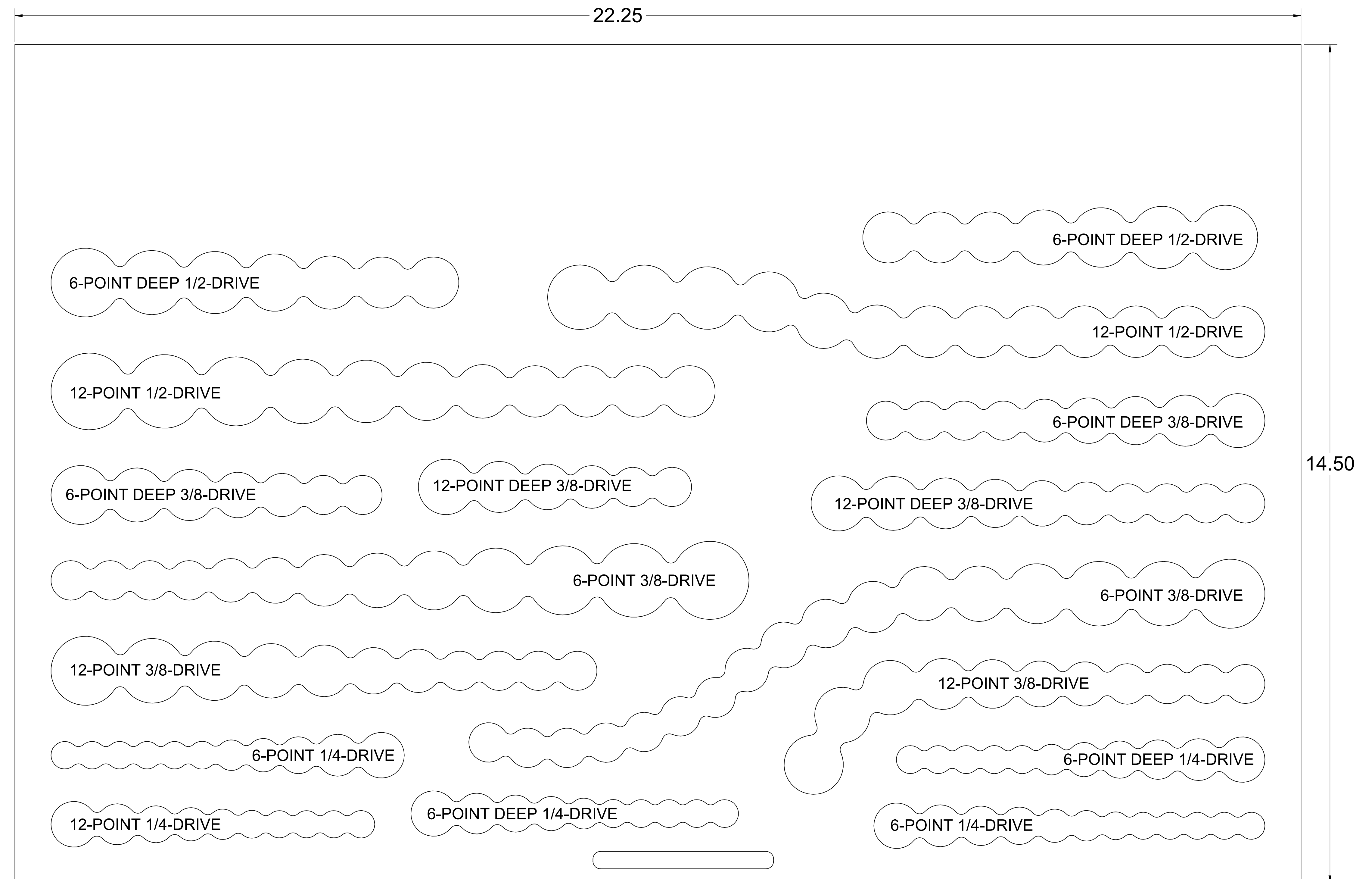
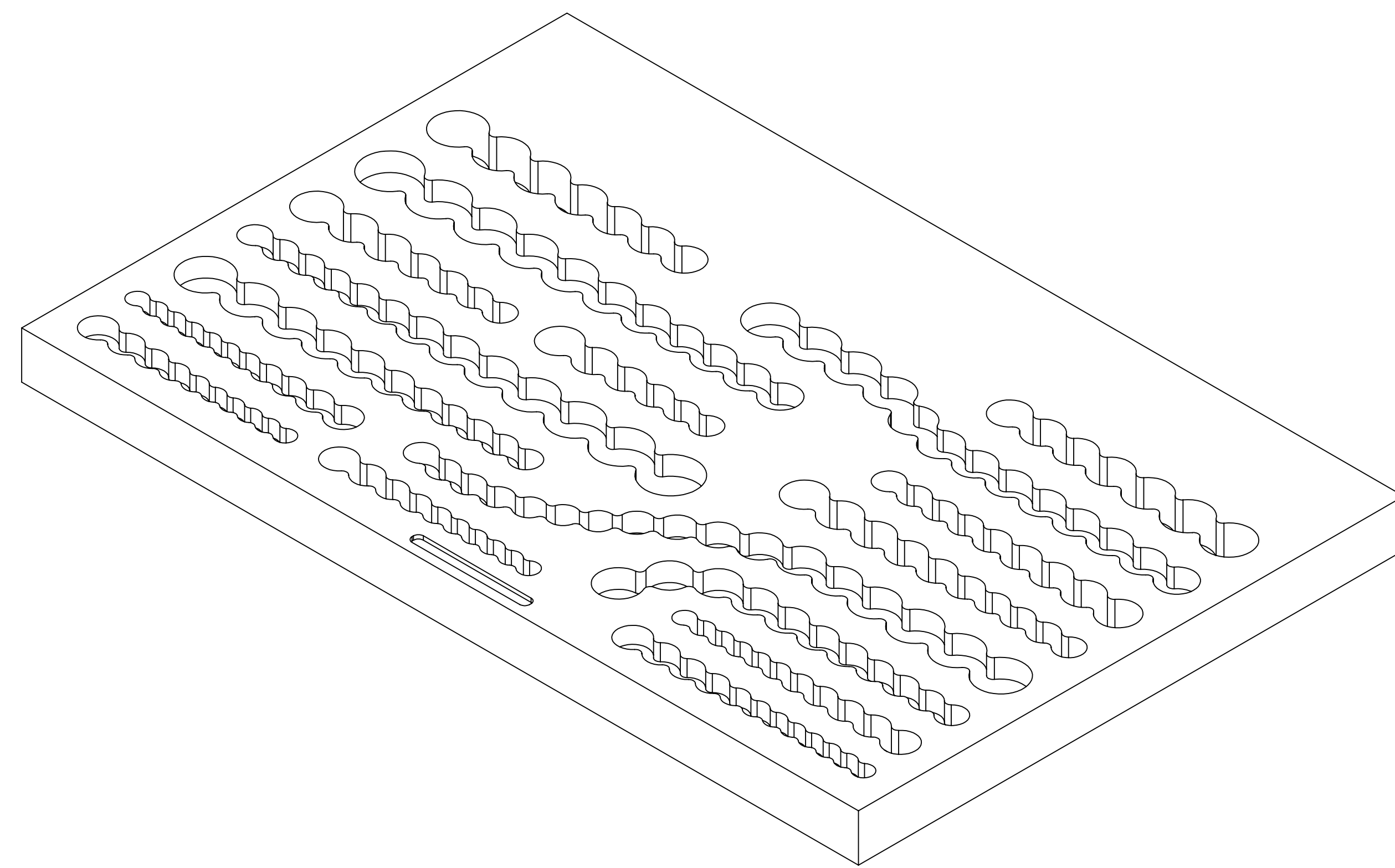
We recommend printing at full-scale to check the fit with your tools before ordering.

Option 1: Print this page full-scale on a large-format printer (E-Size, 44 inches X 34 inches).

Option 2: Print page 2 - 9 on 8-1/2 X 11 inch paper and assemble.

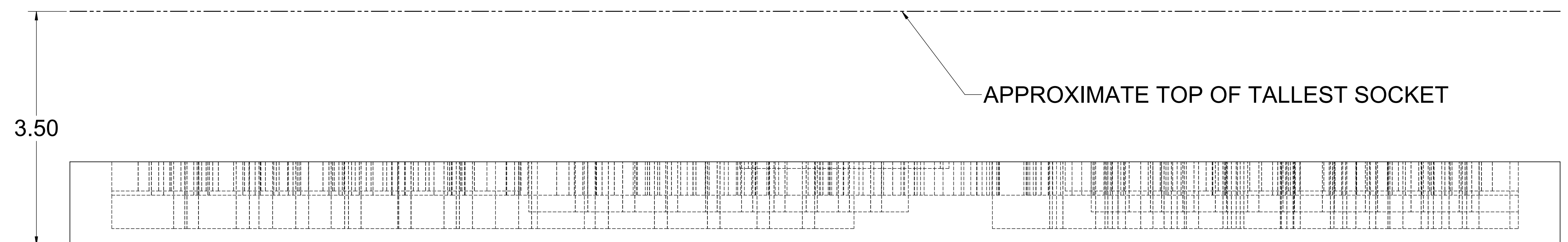
Thank You!

THE INFORMATION CONTAINED ON THIS DRAWING IS THE SOLE PROPERTY OF FOAMFIT TOOLS AND MAY NOT BE USED WITHOUT PERMISSION. Copyright 2018 FoamFit Tools



PART NUMBER **F1A-02298**

CAUTION
SUGGESTED DRAWER HEIGHT
3.75 MIN




← 1.00 IN →

PAGE KEY

X									

↑ 1.00 IN ↓



Print on Letter at 100%

DATE CREATED

18 APR 2018

PART NUMBER

F1A-02298


1.00 IN

PAGE KEY

X

1.00
IN

Print on Letter at 100%



DATE CREATED

18 APR 2018

PART NUMBER


F1A-02298

1.00 IN

PAGE KEY



1.00
IN



Print on Letter at 100%

DATE CREATED

18 APR 2018

PART NUMBER

F1A-02298

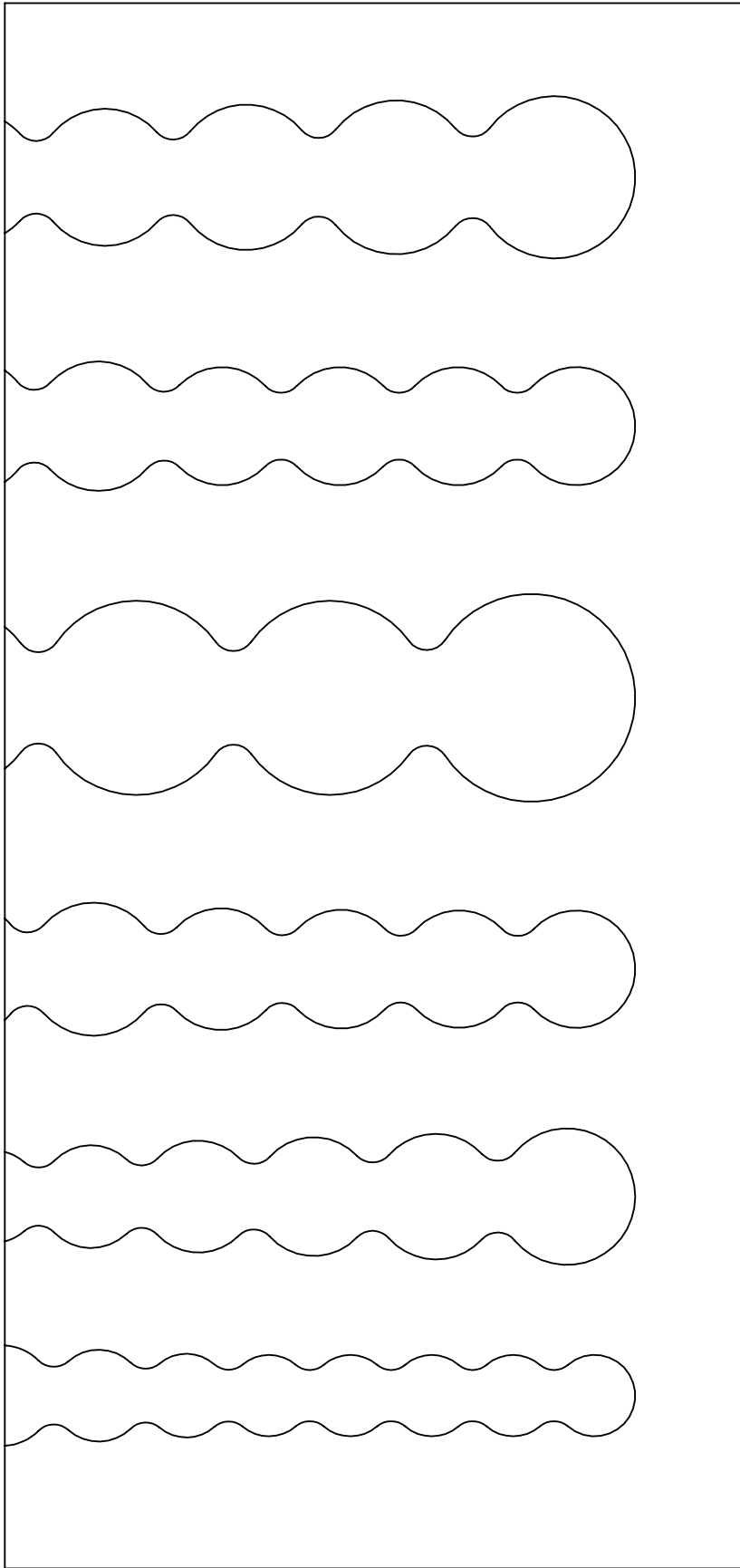
← 1.00 IN →

PAGE KEY



1.00
IN

Print on Letter at 100%



DATE CREATED

18 APR 2018

PART NUMBER

F1A-02298


1.00 IN

PAGE KEY

X									

1.00
IN

Print on Letter at 100%



DATE CREATED


18 APR 2018

PART NUMBER

F1A-02298


1.00 IN

PAGE KEY



1.00
IN

Print on Letter at 100%



DATE CREATED

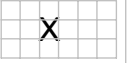
18 APR 2018

PART NUMBER

F1A-02298


1.00 IN

PAGE KEY



1.00
IN

Print on Letter at 100%



DATE CREATED

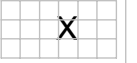
18 APR 2018

PART NUMBER

F1A-02298


1.00 IN

PAGE KEY



1.00
IN

Print on Letter at 100%



DATE CREATED

18 APR 2018

PART NUMBER

F1A-02298