

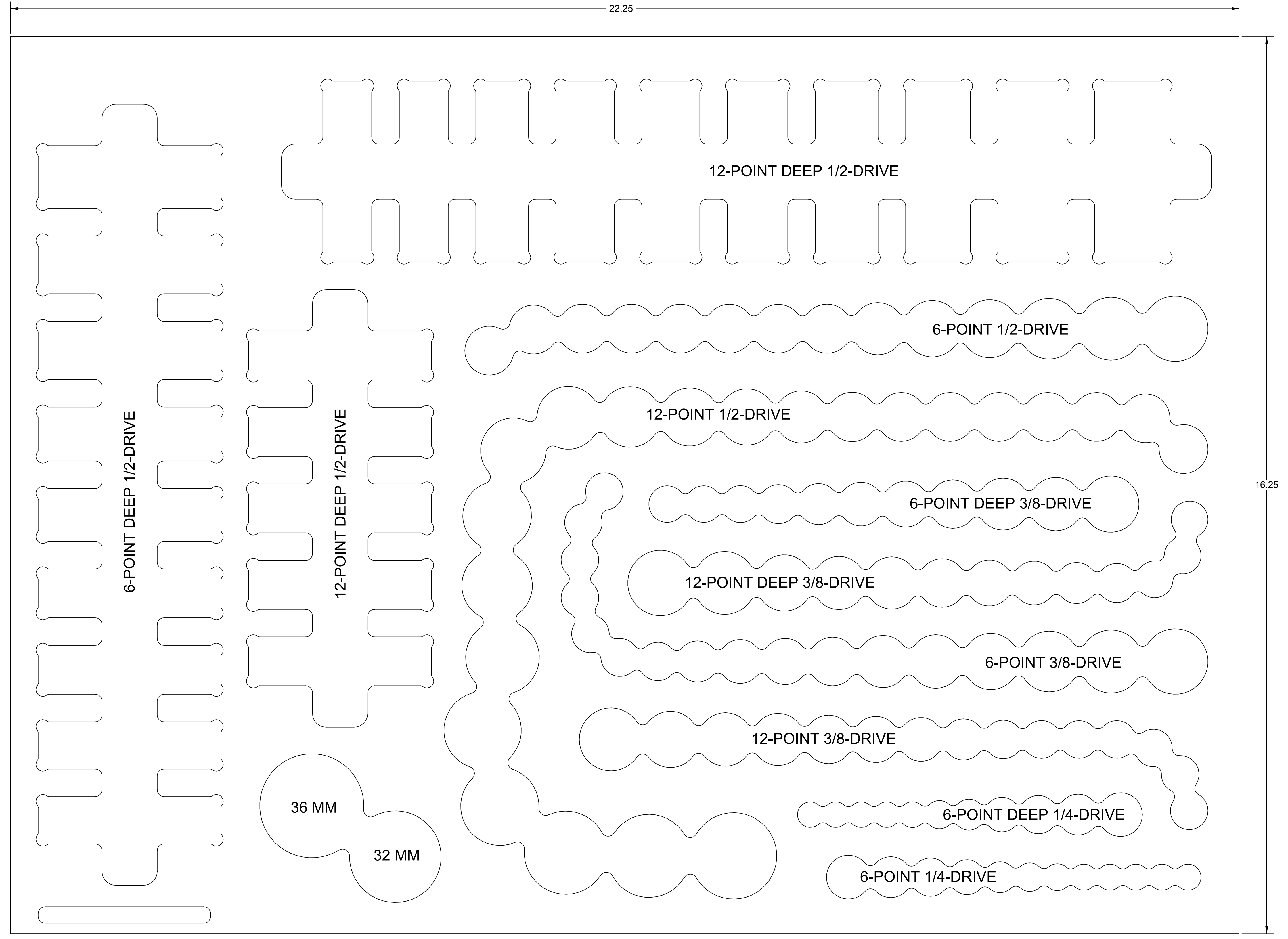
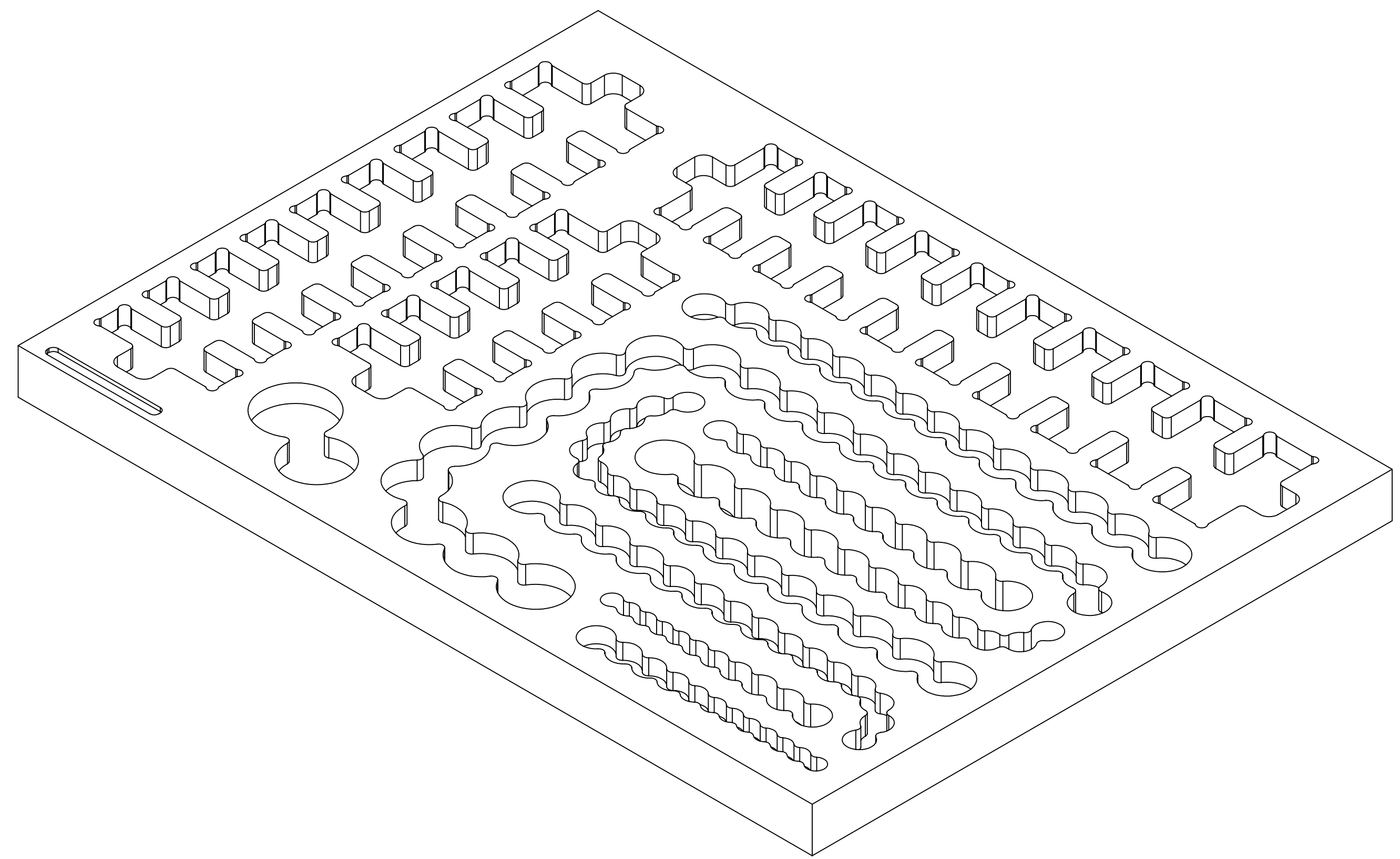
PRINTING INSTRUCTIONS

We recommend printing at full-scale to check the fit with your tools before ordering.

Option 1: Print this page full-scale on a large-format printer (E-Size, 44 inches X 34 inches).

Option 2: Print page 2 - 9 on 8-1/2 X 11 inch paper and assemble.

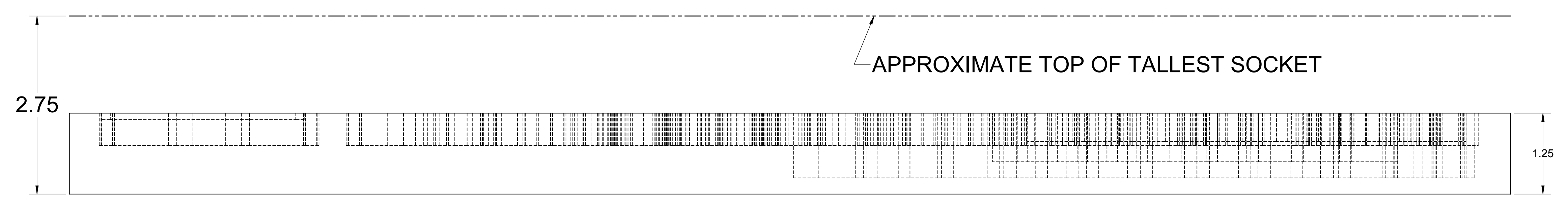
Thank You!



PART NUMBER **F1A-00921**

METRIC SOCKETS

**CAUTION
REQUIRES 3-INCH
DRAWER HEIGHT**




← 1.00 IN →

PAGE KEY

| | | | | | | | | | |
|---|--|--|--|--|--|--|--|--|--|
| | | | | | | | | | |
| X | | | | | | | | | |

1.00
IN



Print on Letter at 100%

DATE CREATED
6 DEC 2014


PART NUMBER
F1A-00921

1.00 IN

PAGE KEY

| | | | | | |
|---|--|--|--|--|--|
| | | | | | |
| X | | | | | |

1.00
IN



Print on Letter at 100%

DATE CREATED

6 DEC 2014

PART NUMBER

F1A-00921


1.00 IN

PAGE KEY

| | | | | | | | | | |
|---|--|--|--|--|--|--|--|--|--|
| X | | | | | | | | | |
|---|--|--|--|--|--|--|--|--|--|

1.00 IN

Print on Letter at 100%



DATE CREATED

6 DEC 2014

PART NUMBER


F1A-00921

← 1.00 IN →

PAGE KEY

| | | | | | | | | | |
|---|--|--|--|--|--|--|--|--|--|
| X | | | | | | | | | |
|---|--|--|--|--|--|--|--|--|--|

↑
1.00
IN
↓



Print on Letter at 100%

DATE CREATED

6 DEC 2014

PART NUMBER

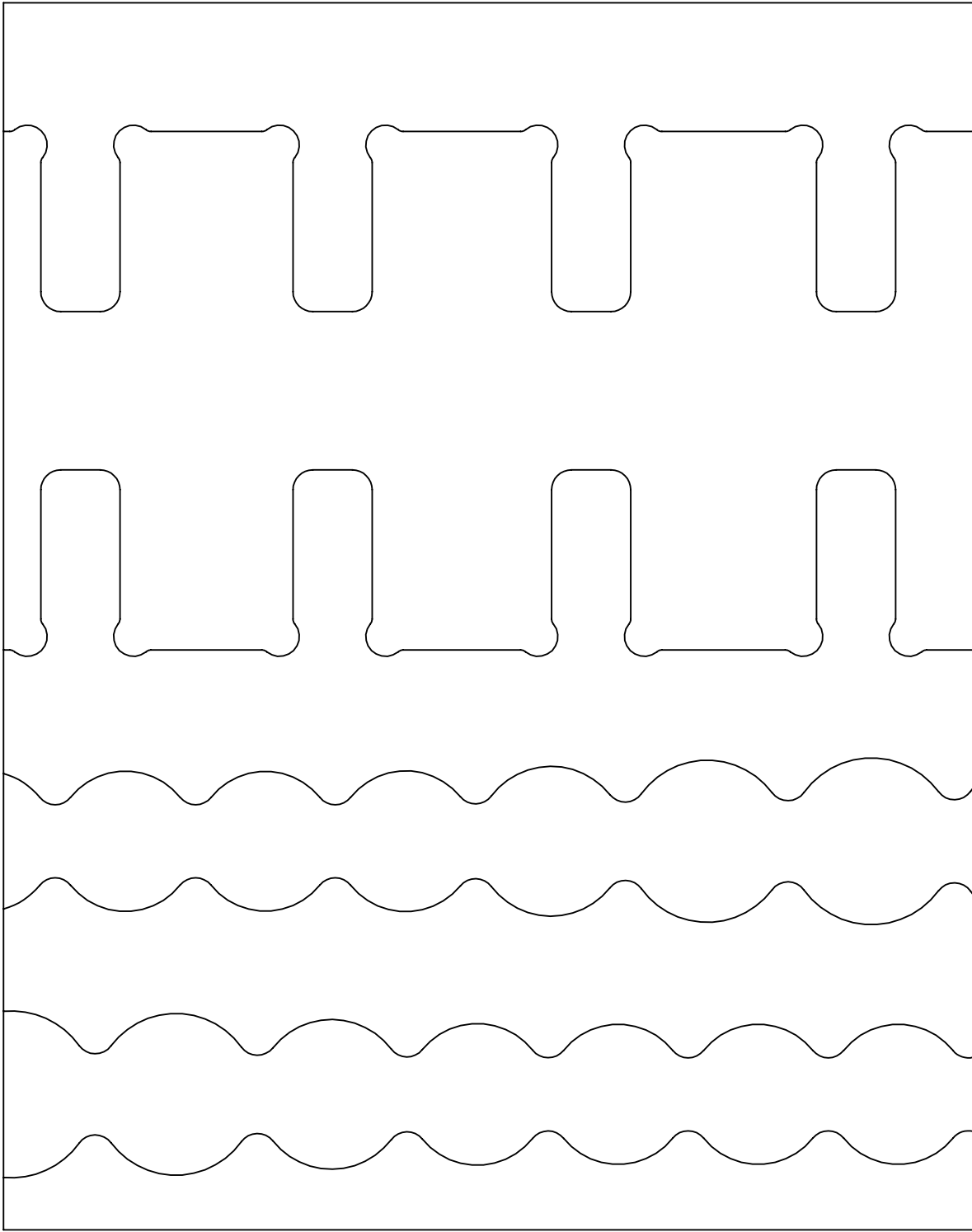
F1A-00921

1.00 IN

PAGE KEY

| | | | | | |
|--|--|---|--|--|--|
| | | | | | |
| | | X | | | |
| | | | | | |

1.00 IN



Print on Letter at 100%

PART NUMBER
F1A-00921

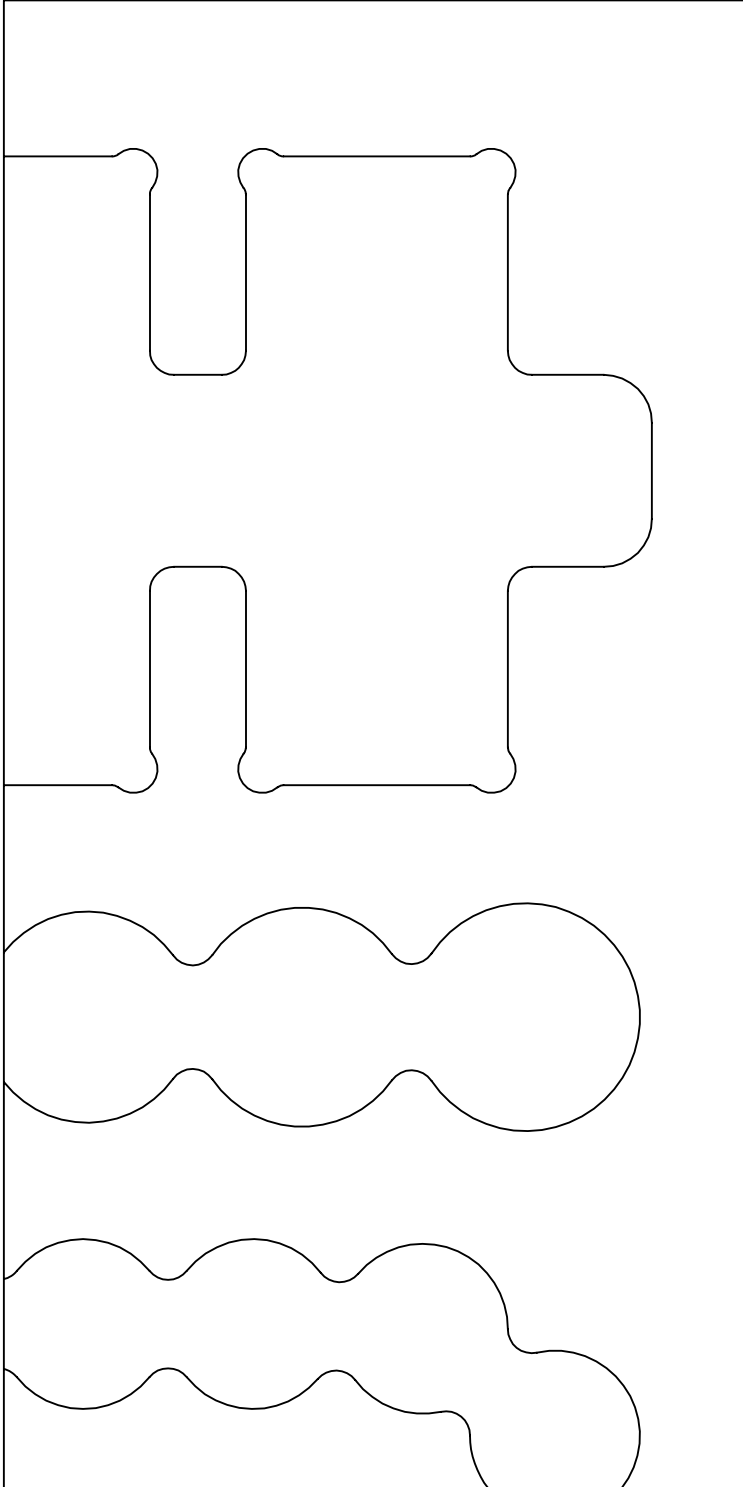
DATE CREATED
6 DEC 2014

← 1.00 IN →

PAGE KEY

| | | | | | | | | | |
|--|--|--|--|--|--|--|--|---|--|
| | | | | | | | | | |
| | | | | | | | | X | |

↑ 1.00 IN ↓



Print on Letter at 100%

DATE CREATED

6 DEC 2014

PART NUMBER

F1A-00921