

PRINTING INSTRUCTIONS

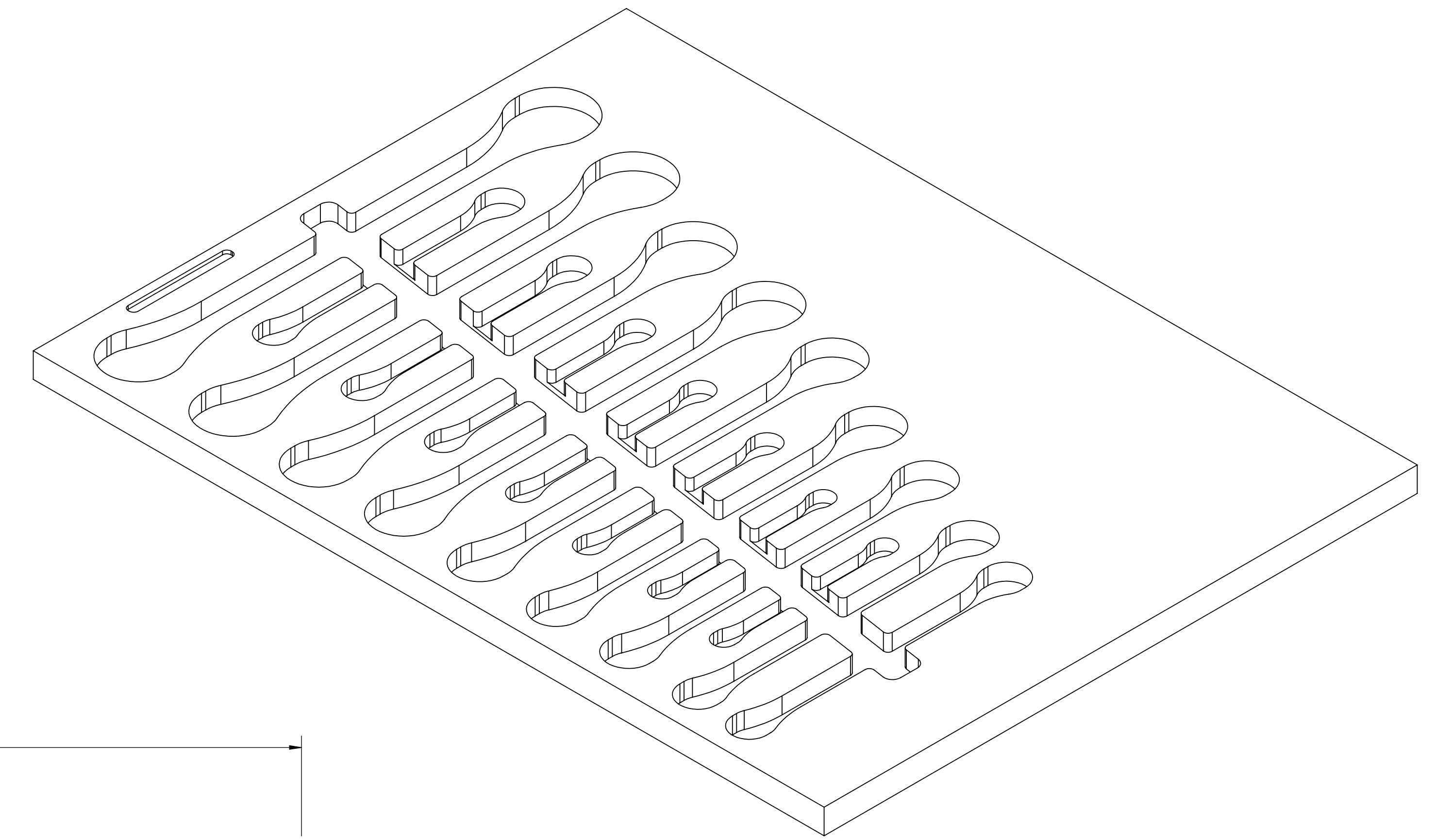
We recommend printing at full-scale to check the fit with your tools before ordering.

Option 1: Print this page full-scale on a large-format printer (E-Size, 44 inches X 34 inches).

Option 2: Print page 2 - 9 on 8-1/2 X 11 inch paper and assemble.

Thank You!

THE INFORMATION CONTAINED ON THIS DRAWING IS THE SOLE PROPERTY OF FOAMFIT TOOLS AND MAY NOT BE USED WITHOUT PERMISSION. Copyright 2021 FoamFit Tools




5.00 IN

24.00

18.00

MIN
RECOMMENDED
TRIM DOWN
15.38

MIN
RECOMMENDED
TRIM DOWN
22.00



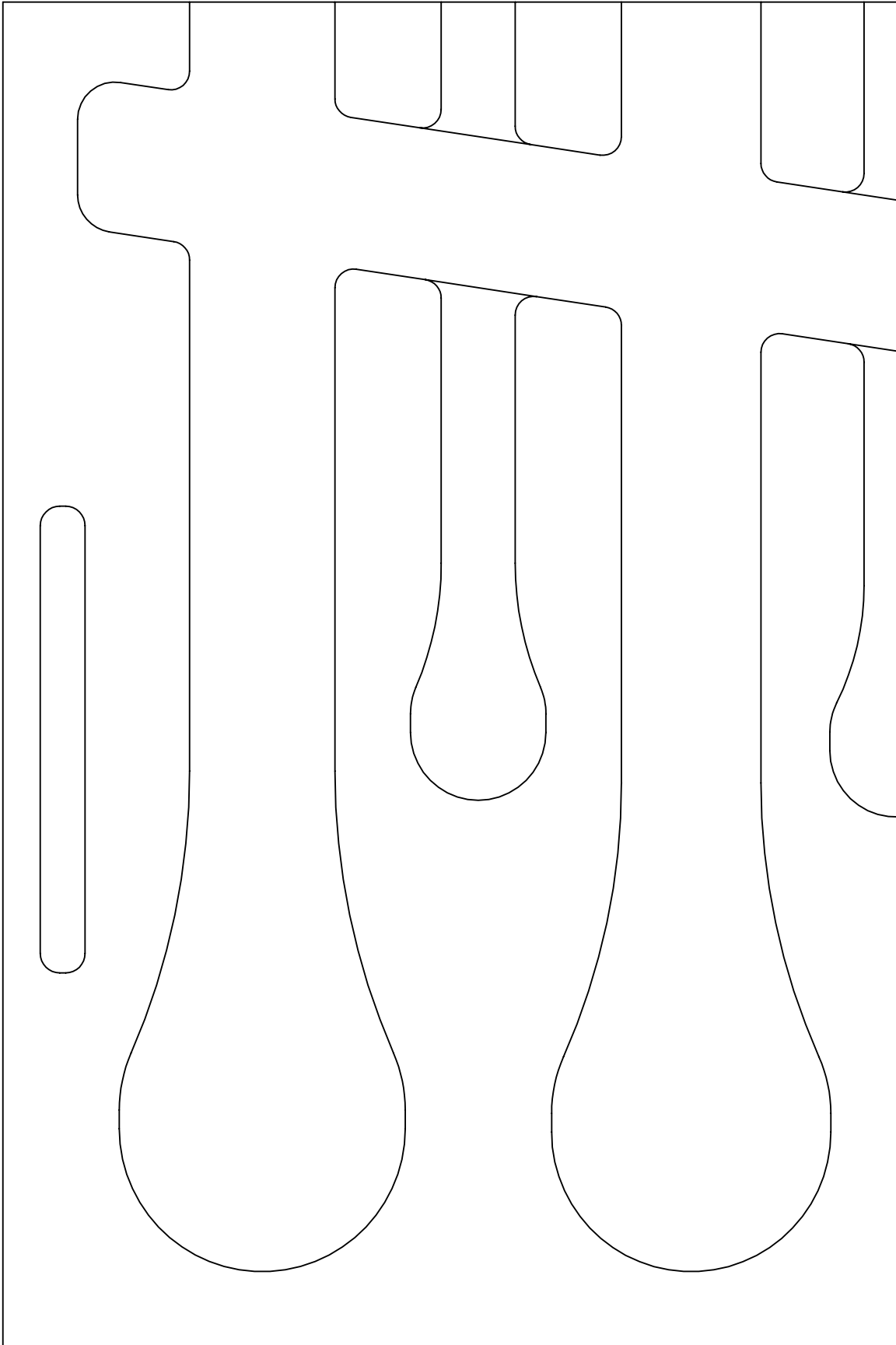
PART NUMBER
F-04064-R

PART NUMBER

Print on Letter at 100%

1.00 IN

1.00 IN



PAGE KEY

X									

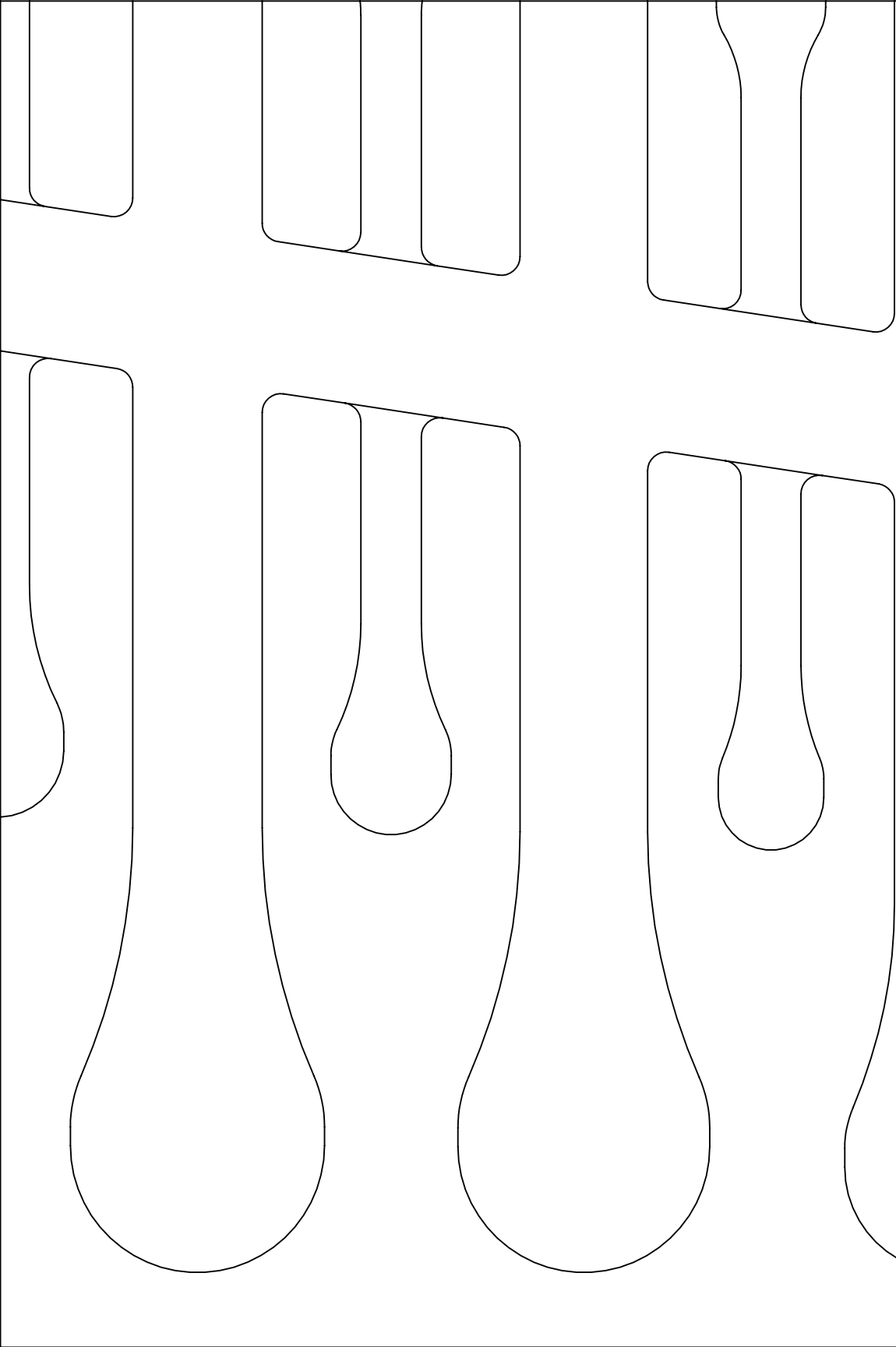
DATE CREATED

13 APR 2021

PART NUMBER

F-04064-R

Print on Letter at 100%



← 1.00 IN →

1.00
IN

PAGE KEY

X

DATE CREATED

13 APR 2021


PART NUMBER

F-04064-R

Print on Letter at 100%

1.00
IN

1.00 IN



PAGE KEY



DATE CREATED

13 APR 2021

PART NUMBER


F-04064-R



1.00
IN

1.00 IN

Print on Letter at 100%



DATE CREATED

13 APR 2021

PART NUMBER


F-04064-R

1.00 IN

PAGE KEY

X									
---	--	--	--	--	--	--	--	--	--

1.00
IN



Print on Letter at 100%

DATE CREATED


13 APR 2021

PART NUMBER


F-04064-R

← 1.00 IN →

PAGE KEY



↑
1.00
IN
↓



Print on Letter at 100%

DATE CREATED

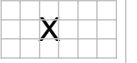
13 APR 2021

PART NUMBER

F-04064-R


1.00 IN

PAGE KEY



1.00
IN

Print on Letter at 100%



DATE CREATED

13 APR 2021

PART NUMBER

F-04064-R


1.00 IN

PAGE KEY



1.00
IN

Print on Letter at 100%



DATE CREATED

13 APR 2021

PART NUMBER

F-04064-R