

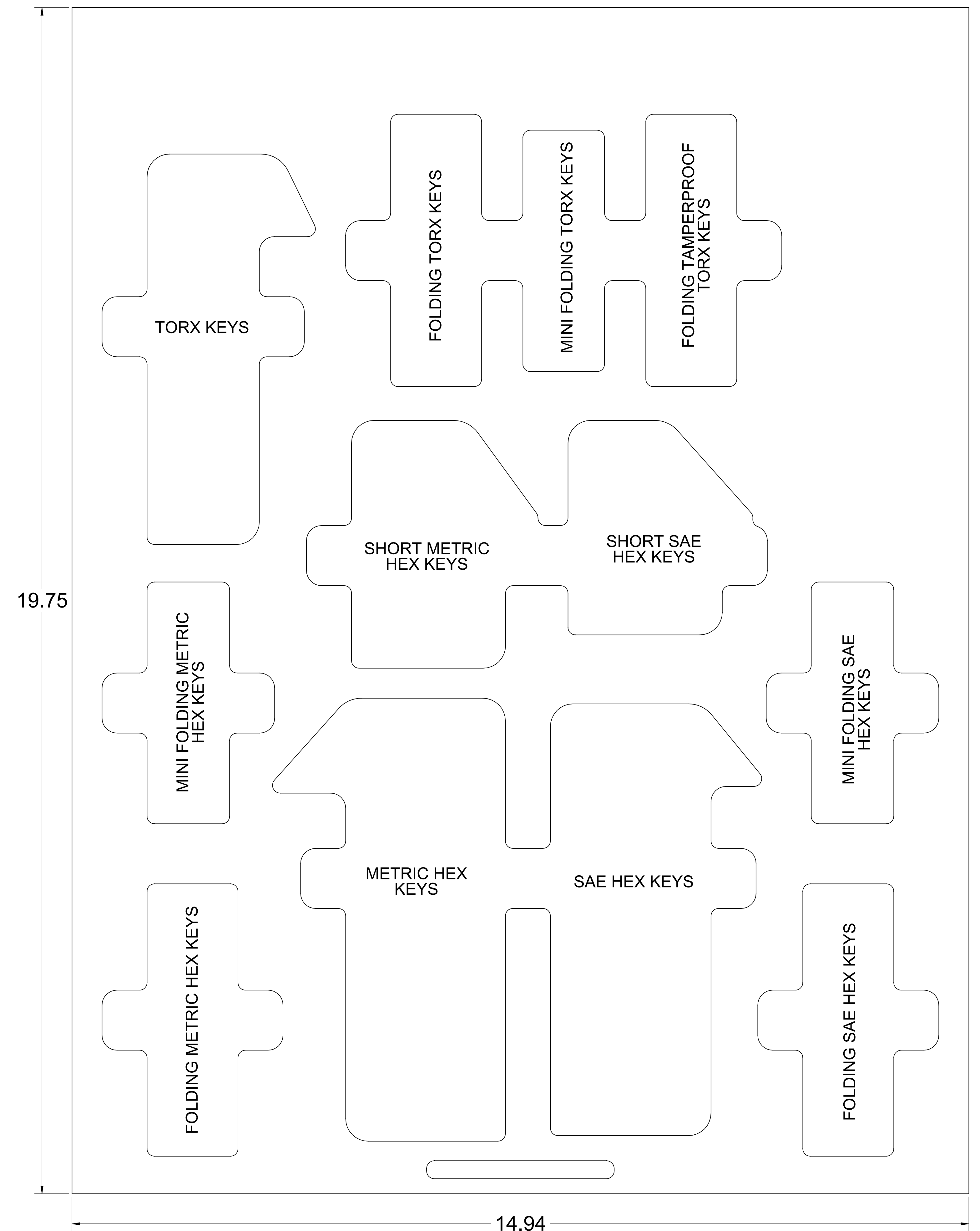
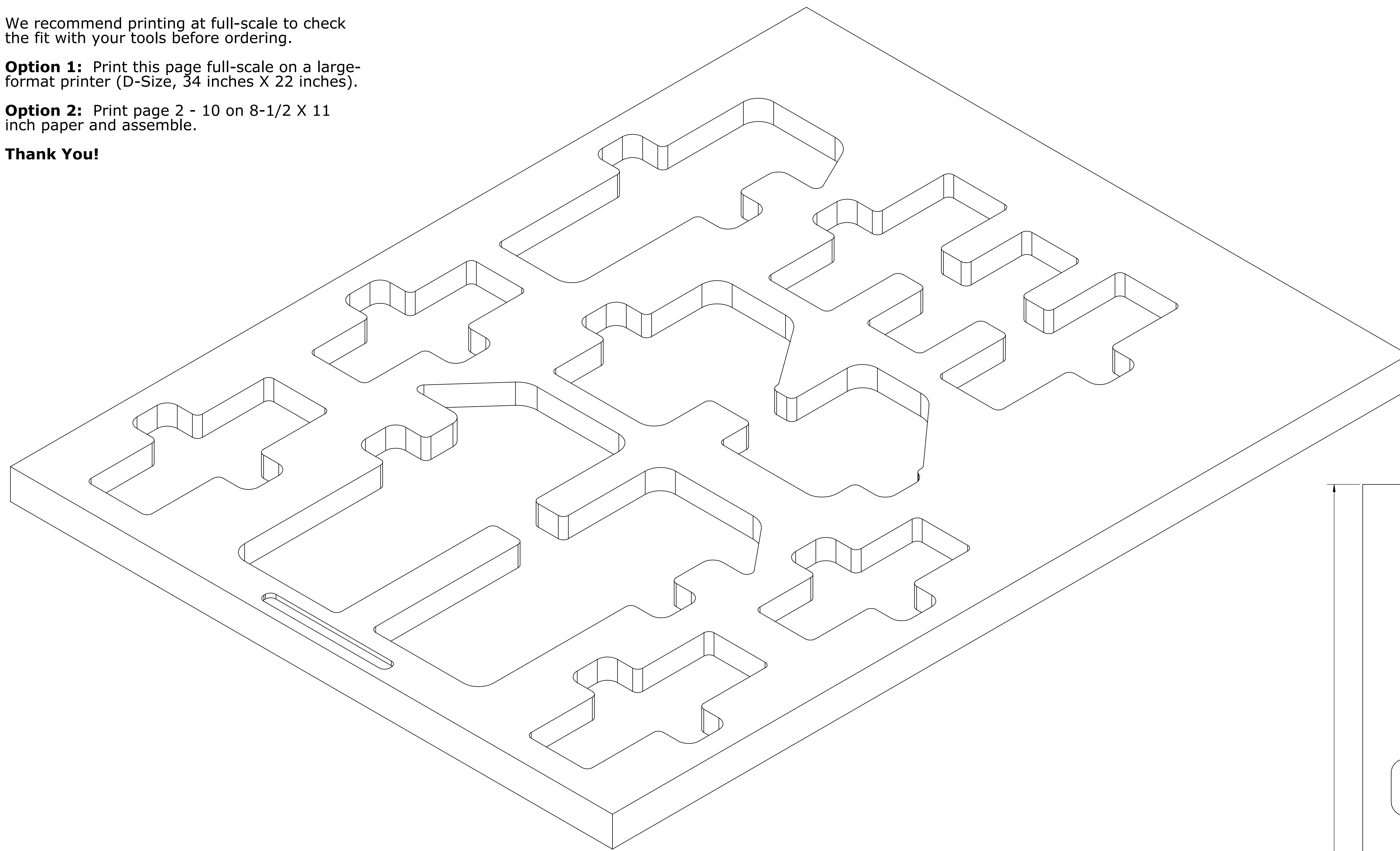
**PRINTING INSTRUCTIONS**

We recommend printing at full-scale to check the fit with your tools before ordering.

**Option 1:** Print this page full-scale on a large-format printer (D-Size, 34 inches X 22 inches).

**Option 2:** Print page 2 - 10 on 8-1/2 X 11 inch paper and assemble.

**Thank You!**



**F-03915-R**


PART NUMBER

1.00 IN

PAGE KEY



1.00  
IN



Print on Letter at 100%

DATE CREATED

**07 JAN 2021**

PART NUMBER

**F-03915-R**


1.00 IN

PAGE KEY



1.00  
IN

Print on Letter at 100%



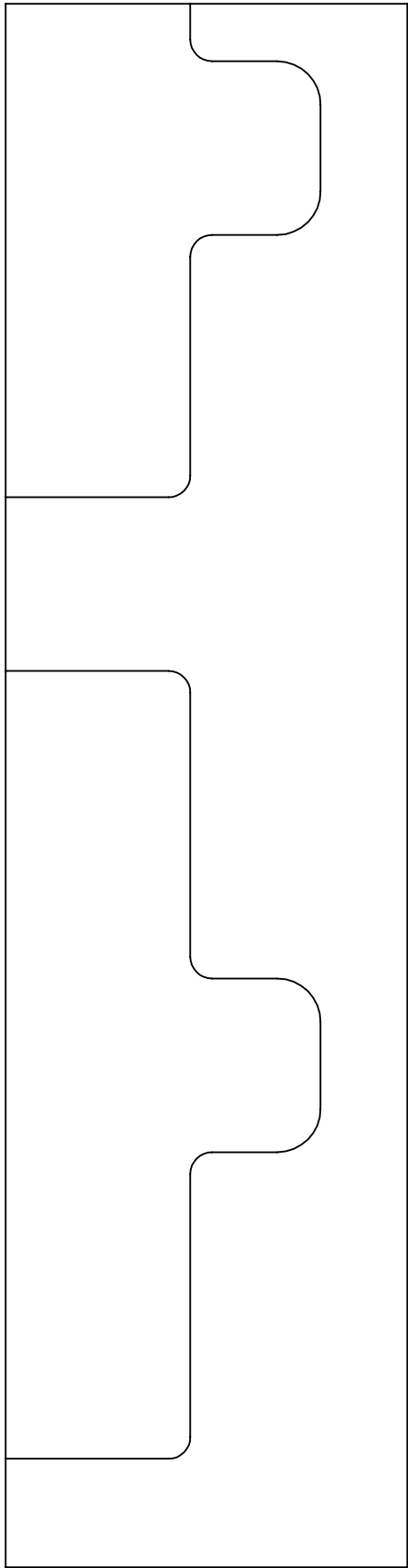
DATE CREATED

**07 JAN 2021**

PART NUMBER

**F-03915-R**

Print on Letter at 100%



DATE CREATED

**07 JAN 2021**

PART NUMBER

**F-03915-R**


1.00 IN

PAGE KEY

X				
---	--	--	--	--

1.00  
IN

Print on Letter at 100%



DATE CREATED

**07 JAN 2021**

PART NUMBER


**F-03915-R**

1.00 IN

PAGE KEY



1.00  
IN



Print on Letter at 100%


DATE CREATED

**07 JAN 2021**

PART NUMBER

**F-03915-R**

Print on Letter at 100%



← 1.00 IN →

↑ 1.00 IN ↓

PAGE KEY



PART NUMBER	DATE CREATED
<b>F-03915-R</b>	<b>07 JAN 2021</b>

← 1.00 IN →

PAGE KEY

X			

↑  
1.00  
IN  
↓

Print on Letter at 100%



DATE CREATED

**07 JAN 2021**

PART NUMBER

**F-03915-R**




← 1.00 IN →

PAGE KEY



↑  
1.00  
IN  
↓

Print on Letter at 100%



DATE CREATED

**07 JAN 2021**

PART NUMBER

**F-03915-R**


← 1.00 IN →

PAGE KEY

				X

↑  
1.00  
IN  
↓

Print on Letter at 100%



DATE CREATED

**07 JAN 2021**

PART NUMBER

**F-03915-R**