

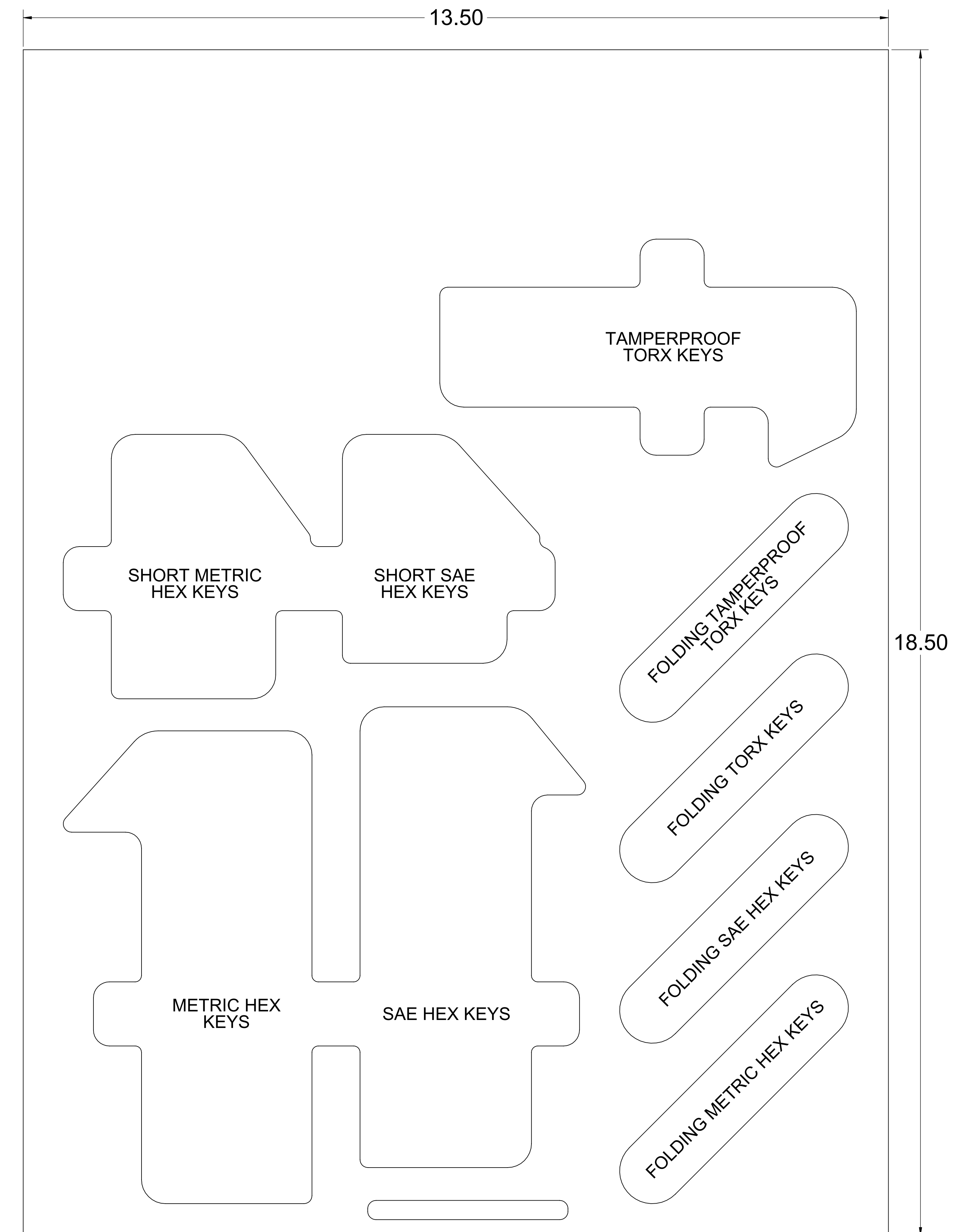
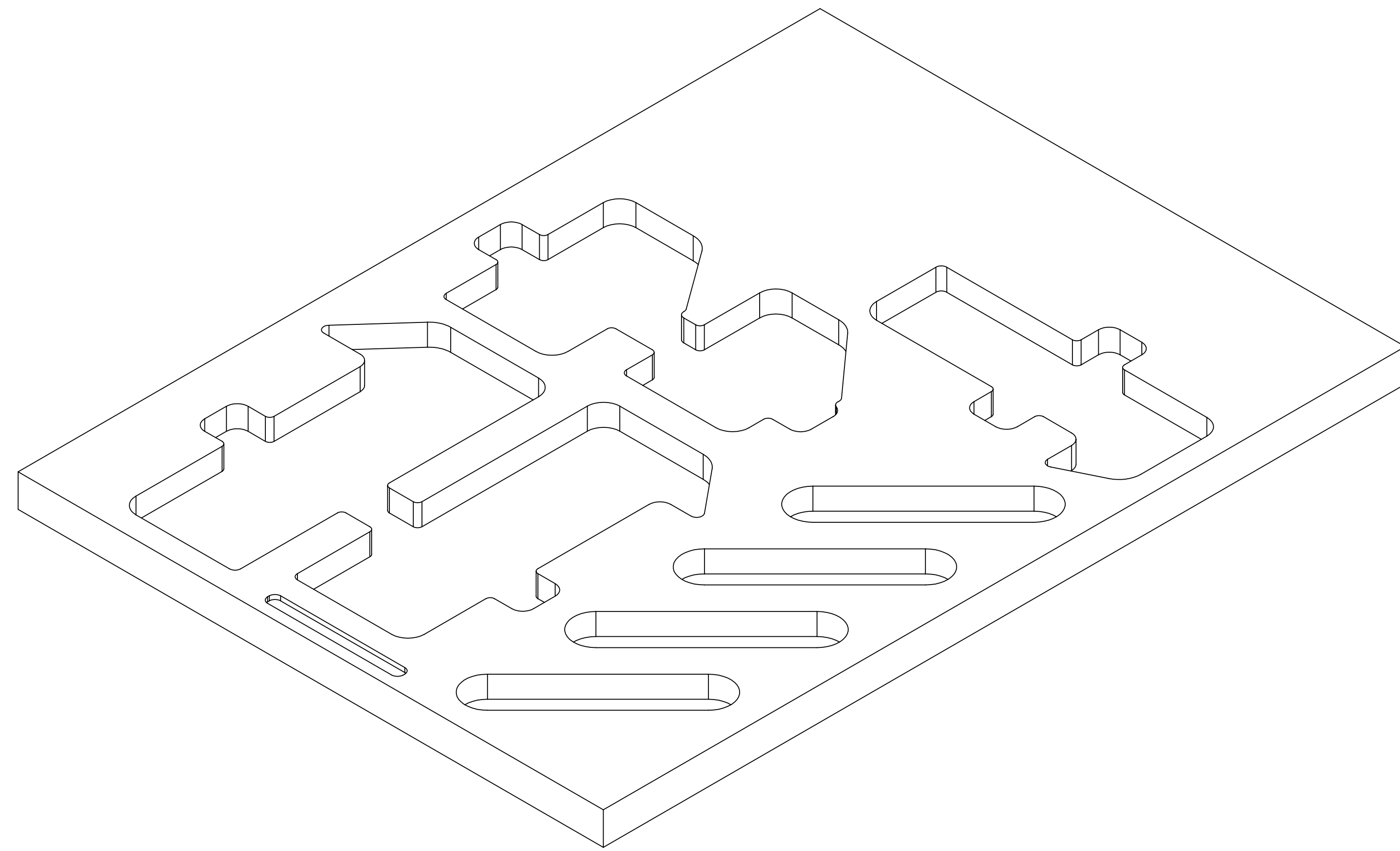
PRINTING INSTRUCTIONS

We recommend printing at full-scale to check the fit with your tools before ordering.

Option 1: Print this page full-scale on a large-format printer (D-Size, 34 inches X 22 inches).


Option 2: Print page 2 - 10 on 8-1/2 X 11 inch paper and assemble.

Thank You!



PART NUMBER **F-03203-R**

Print on Letter at 100%



1.00 IN

1.00 IN

PAGE KEY



DATE CREATED

08 JUL 2019


PART NUMBER

F-03203-R

Print on Letter at 100%

1.00
IN

1.00 IN



PAGE KEY



DATE CREATED

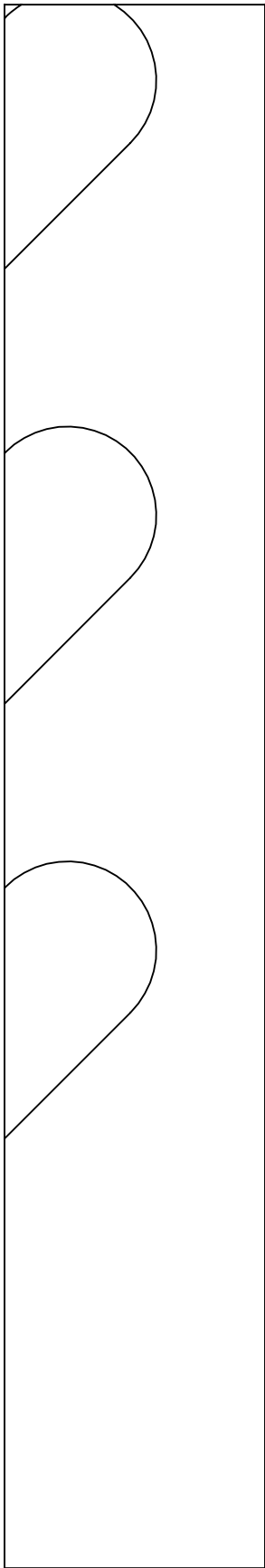
08 JUL 2019

PART NUMBER

F-03203-R



Print on Letter at 100%



PART NUMBER
F-03203-R


DATE CREATED
08 JUL 2019

← 1.00 IN →

PAGE KEY



↑ 1.00 IN ↓



Print on Letter at 100%

DATE CREATED

08 JUL 2019

PART NUMBER

F-03203-R


← 1.00 IN →

↑ 1.00 IN ↓

PAGE KEY



Print on Letter at 100%



DATE CREATED

08 JUL 2019

PART NUMBER


F-03203-R



Print on Letter at 100%

1.00
IN

1.00 IN



DATE CREATED

08 JUL 2019

PART NUMBER

F-03203-R

1.00 IN

PAGE KEY

X			

1.00
IN

DATE CREATED
08 JUL 2019

PART NUMBER
F-03203-R

Print on Letter at 100%



← 1.00 IN →

PAGE KEY



↑
1.00
IN
↓

Print on Letter at 100%



DATE CREATED
08 JUL 2019

PART NUMBER
F-03203-R

← 1.00 IN →

PAGE KEY



↑
1.00
IN
↓

Print on Letter at 100%



DATE CREATED
08 JUL 2019

PART NUMBER
F-03203-R