

PRINTING INSTRUCTIONS

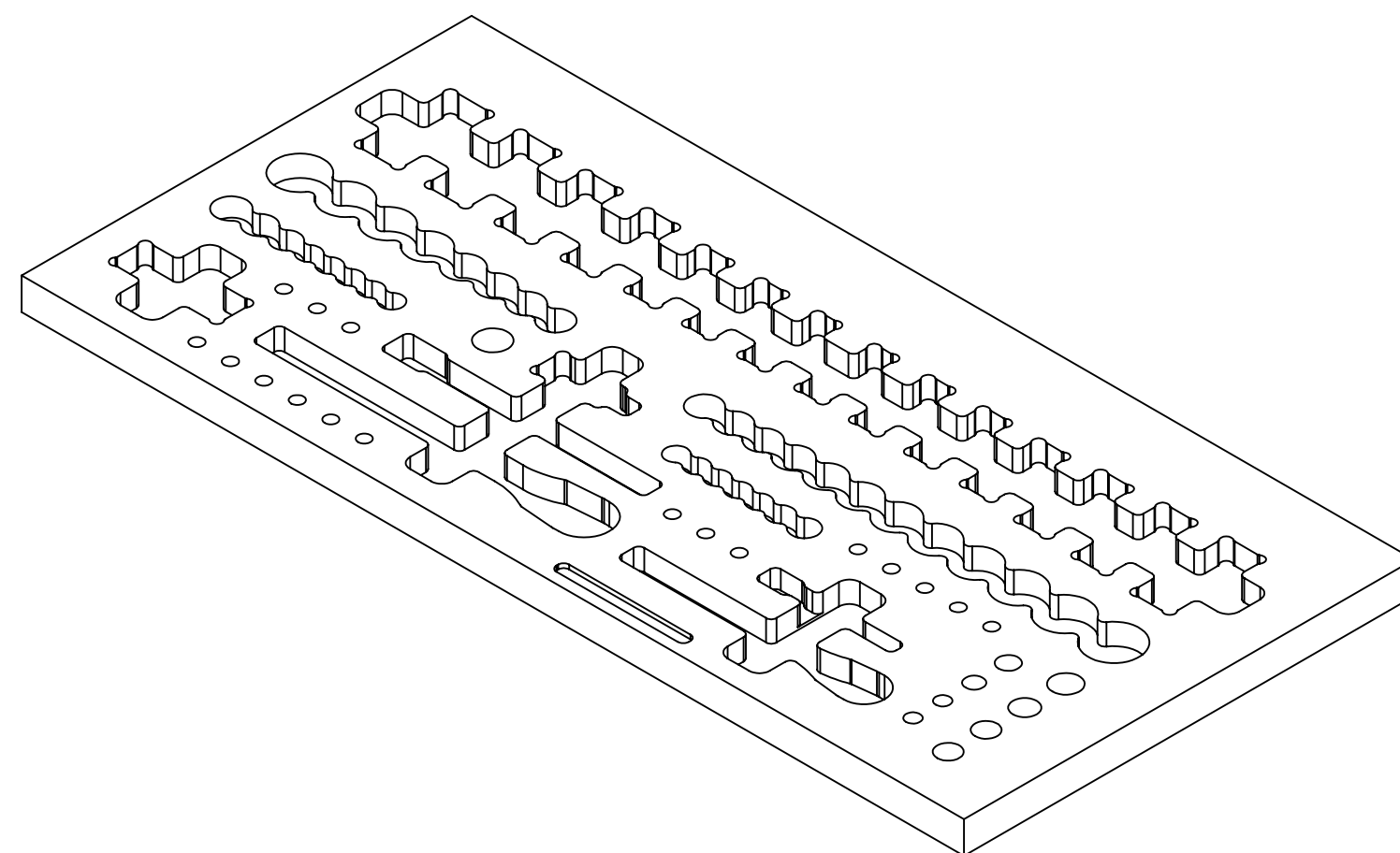
We recommend printing at full-scale to check the fit with your tools before ordering.

Option 1: Print this page full-scale on a large-format printer (D-Size, 34 inches X 22 inches).

Option 2: Print page 2 - 9 on 8-1/2 X 11 inch paper and assemble.

Thank You!

THE INFORMATION CONTAINED ON THIS DRAWING IS THE SOLE PROPERTY OF FOAMFIT TOOLS AND MAY NOT BE USED WITHOUT PERMISSION. Copyright 2018 FoamFit Tools



5.00 IN

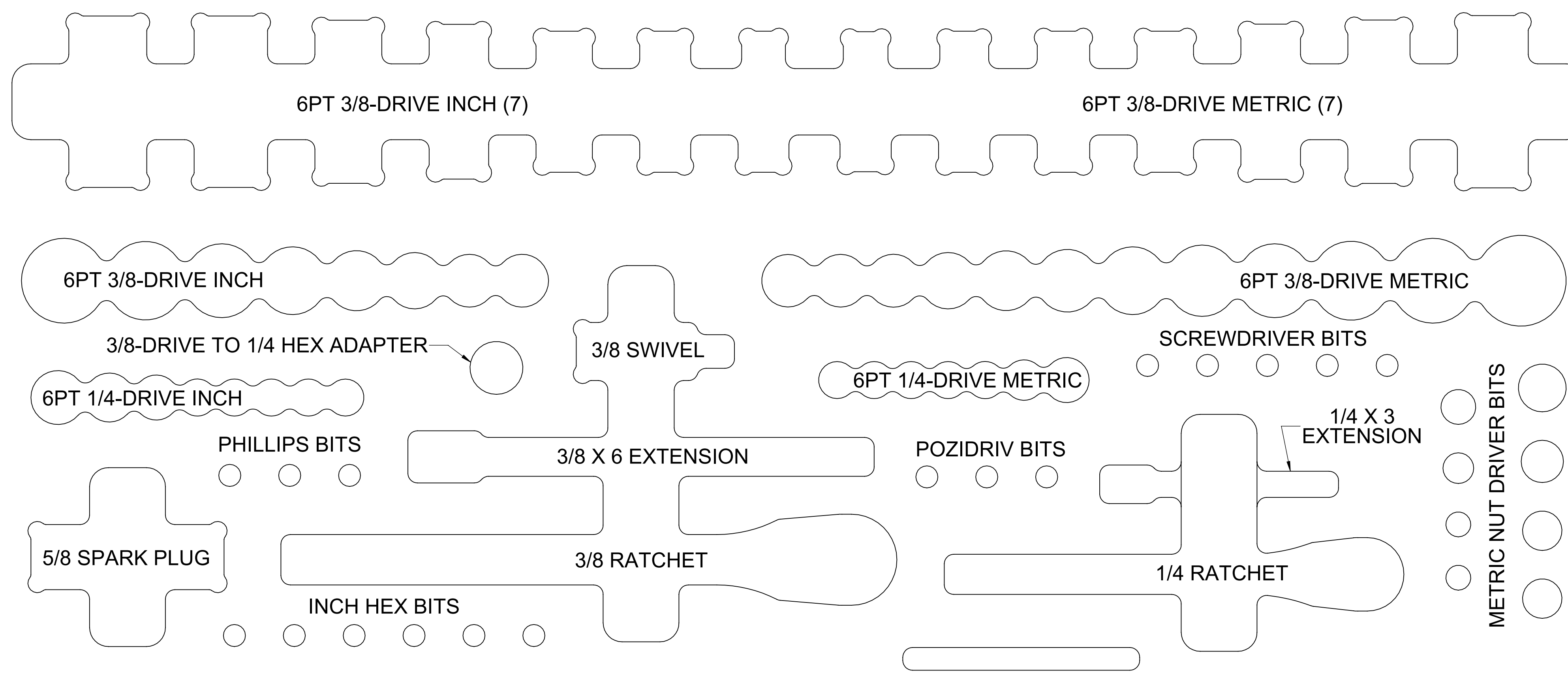
4.00 IN

MIN RECOMMENDED TRIM DOWN 21.50

22.25

MIN RECOMMENDED TRIM DOWN 9.19

10.63




PART NUMBER **F-02606-R**



1.00 IN

1.00 IN



Print on Letter at 100%

DATE CREATED

06 SEP 2018

PART NUMBER


F-02606-R

1.00 IN

PAGE KEY



1.00
IN



Print on Letter at 100%

DATE CREATED

06 SEP 2018

PART NUMBER


F-02606-R

← 1.00 IN →

PAGE KEY



1.00
IN



Print on Letter at 100%


DATE CREATED

06 SEP 2018

PART NUMBER

F-02606-R

Print on Letter at 100%



1.00
IN

← 1.00 IN →

PAGE KEY



DATE CREATED

06 SEP 2018

PART NUMBER

F-02606-R

1.00 IN

PAGE KEY

X			

1.00
IN

DATE CREATED
06 SEP 2018

PART NUMBER
F-02606-R

Print on Letter at 100%




← 1.00 IN →

PAGE KEY



↑
1.00
IN
↓

Print on Letter at 100%



DATE CREATED

06 SEP 2018

PART NUMBER

F-02606-R

1.00 IN

PAGE KEY



1.00
IN

Print on Letter at 100%



DATE CREATED

06 SEP 2018

PART NUMBER

F-02606-R

1.00 IN

PAGE KEY



1.00
IN

DATE CREATED
06 SEP 2018

PART NUMBER
F-02606-R

Print on Letter at 100%

